

# MASTER GR35

**Autocarro Bremach GR35-4x2**

**Autocarro Bremach GR35-4x4**



## INDICE DELLE TAVOLE CONTENUTE NEL CATALOGO

Descrizione	Tavola
MOTORE.....	1
FRIZIONE.....	2
CAMBIO.....	3
SUPPORTI MOTORI.....	4
SERBATOIO COMBUSTIBILE.....	5
TUBAZIONI COMBUSTIBILE E FILTRO.....	6
COMANDI ACCELERATORE.....	7
FILTRO ARIA.....	8
TUBAZIONI DI SCARICO .....	9
RADIATORE.....	10
TUBAZIONI RAFFREDDAMENTO MOTORE.....	11
TELAIO.....	12
SUPPORTI TELAIO.....	13
PARAURTI BARRA ANTINCASTRO.....	14
RIDUTTORE COMPLETO E ALBERI DI TRASMISSIONE.....	15
COMANDI-SCATOLA E COPERCHI PER RIDUTTORE.....	16
INGRANAGGI RIDUTTORE.....	17
COMANDO PRESA DI FORZA.....	18
PONTE ANTERIORE.....	19
SEMISNODI.....	20
DIFFERENZIALE ANTERIORE.....	21
RUOTE ANTERIORI.....	22
STERZO E COMANDI.....	23
SCATOLA STERZO COMPLETA.....	24
PONTE POSTERIORE.....	25
DIFFERENZIALE POSTERIORE.....	26
RUOTE FRENI POSTERIORI.....	27
BALESTRA ANTERIORE.....	28
BARRA STABILIZZATRICE ANTERIORE.....	29
BALESTRA POSTERIORE.....	30
BARRA STABILIZZATRICE POSTERIORE.....	31
PEDALIERA.....	32
COMANDO IDRAULICO FRENI.....	33
TIRANTERIA FRENO A MANO.....	34
LEVERAGGI COMANDO RIDUTTORE E AVANTRENO.....	35
LEVERAGGIO COMANDO PRESA DI FORZA POSTERIORE.....	36
COMANDO PER RIBALTABILE.....	37
RIBALTABILE PER CASSONE.....	38
PRESA DI FORZA COMPLETA.....	39
POMPA PRESA DI FORZA COMPLETA.....	40

Fig. 1/2 -2/2

Fig. 1/2-2/2

Fig. 1/2-2/2

Fig. 1/2-2/2



CODICE  
ARTICOLO

DESCRIZIONE ARTICOLO

TAVOLA

28329	SFERA FEMMINA PISTONE	41
80433	GUARNIZIONE	16
80473	SPINA RIFERIMENTO	16-19-24
80547	GUARNIZIONE	6
80598	TIRANTE	52
80715	CORPO DIFFERENZIALE	19-24
80717	PRIGIONIERO	19-24
80718	PIASTRINA	19-24
80719	PRIGIONIERO	19-20-24-26
80722	BRONZINA	21-26
80725	VITI PER CORONA	21-26
80729	SATELLITE	21-26
80731	RASAMENTO IN BRONZO	21-26
80732	PLANETARIO	21-26
80733	RASAMENTO IN BRONZO	21-26
80735	SEMIASSE FINITO	26
80738	GHIERA FINITA	21-26
80751	TAPPO SFIATO	19-24
80752	PIASTRINA	21-26
80753	TAPPO	19-24
80754	GUARNIZIONI TAPPO	19-24
80828	PIASTRA PER FISS.RUOTA	49
80831	PERNO PER FISS. RUOTA	49
80905	AMMORTIZZAT. POST.	30
80931	BIELLA BARRA TORSIONE	31
80933	PERNO PER BIELLA	31
80934	BOCCOLA NYLON	30-35-36-61
80935	BOCCOLA NYLON	30-32-34-35-37
80936	BIELLA SINISTRA FINITA	30
80942	SPINOTTO	30
80943	SPINOTTO	30-32-34-35-37
80945	SPINOTTO	34
80947	CAVALLOTTO	31
80948	TAMPONE	31
80949	FASCIA	31
81027	CERCHIO 19x400	22-27
81034	PIATTELLO MOZZO	20
81036	CUSCINETTO	20-21-26
81042	PREMISTOPPA	26
81043	DISTANZIALE	20-26
81044	DISCO PROT.MOZZO	26
81051	GUARNIZIONE PER MOZZO	26
81052	RASAMENTI	20-26
81053	CUSCINETTO	20-26
81110	DADO DIAM.18	23
81322	MOLLA SGANCIO SPON.	61
81378	SQUADRA SOSTEGNO CLACSON	44



Descrizione

Tavola

PISTONE PER RIBALTAMENTO COMPLETO.....	41
STRUMENTAZIONE CABINA.....	42
SEGNALAZIONE DI VELOCITA'.....	43
ACCESSORI IMPIANTO ELETTRICO.....	44
RISCALDAMENTO-COMANDI.....	45
RISCALDAMENTO.....	46
TERGICRISTALLO.....	47
LAVACRISTALLO.....	48
PORTA RUOTA E PORTA BATTERIA.....	49
ATTREZZI ACCESSORI.....	50
CABINE COMPLETE.....	51
PORTIERA .....	52
VETRI-GUARNIZIONI PER PORTIERA.....	53
VETRI E GUARNIZIONI.....	54
PARTICOLARI VARI SU CABINA-COFANO MOTORE.....	55
RIVESTIMENTI INTERNI E INSONORIZZANTI.....	56
CABINA RIVESTIMENTI INTERNI.....	57
SEDILI.....	58
PARAFANGHI-PEDANE DI SALITA.....	59
CASSONE FISSO.....	60
CASSONE RIBALTABILE.....	61

Descrizione

Pagina

INDICE CODICE ARTICOLO.....	1 ÷ 17
-----------------------------	--------



CODICE  
ARTICOLO

DESCRIZIONE ARTICOLO

TAVOLA

81400	BATTERIA	44
81411	AVVISATORE	44
81535	PERNETTO	32-34
81599	GOMME	22-27
81600	CAMERA D'ARIA	22-27
81674	CINGHIETTA	50
81689	FUSIBILE	44
81752	CUFFIA PER LEVA	35-36-37
81802	PULSANTE	44
81934	GUARNIZIONE	19-25
82051	CHIAVE	50
82055	CACCIAVITE	50
82153	CALOTTA COMPLETA	19-25
82274	RACCORDO	33
82278	RACCORDO TRE VIE	33
83009	LAMPADA	44
83011	LAMPADA 21 W	44
83012	LAMPADA	44
83013	LAMPADINA 5 W	44
83014	LAMPADA A SILURO	44
83023	ANELLO SEEGER	23
83026	STEMMA BREMACH	55
83075	ANELLO SEEGER	16
83134	RACCORDO	6
83138	FASCETTA 10/18	11
83179	MORSETTO ACC. A MANO	7
83216	RACCORDO	33
83217	GUARNIZIONE	33
83223	FARO ANTERIORE	44
83235	CRISTALLO POSTER.	54
83236	GUARNIZIONE	54
83293	POMOLO COM. LEVA	61
83365	GOMME PER BORCHIA	52
83371	PERNO	32
83375	INGRANAGGIO	30-32-34-35-37
83387	SUPPORTINO	34
83390	SPRUZZATORE	48
83455	GUARNIZIONE VETRO LATERALE	53
83462	DEVIATORE	48
83556	CUFFIA PER LEVA MARCE	56
83557	PIASTRA PER CUFFIA	56
83558	BOTTONE SGANCIO	34
83559	MOLLA RICHIAMO	34
83560	SALTARELLO	34
83561	SETTORE DENTATO	34
83573	SNODO DESTRO IKO	34-35-36-37
83574	SNODO SINISTRO IKO	34-35-36-37



CODICE  
ARTICOLO

DESCRIZIONE ARTICOLO

TAVOLA

83598	MOLLA SOSPENSIONE ANTER.	52
83620	COPPIA PARASPRUZZI	59
83622	SPIA FRECCIA	42
83631	LAMPADINA	42
83642	CAVALLOTTO BALESTRA	28
83643	PIASTRA AMMORTIZZATORI	28-30
83659	VITI 16x180 AMMORTIZZ. POSTER.	30
83681	INTERRUTTORE TERGI	42
83683	SETTORE RINVIO FILO	34
83691	ANELLO	25
83692	O R 3200	25
83718	GOMMINO CRUSCOTTO	55
83744	FARO AUT. COMPLETO	44
83747	CALOTTA IN PLASTICA	44
83749	IMP.ELETTR.FARO ANTER.	44
83751	VITE CORTE REG.FARO	44
83753	PROFILO GOMMA L - 0,310	44
83762	PASSACAVO - FARO	44
83769	SPIA ALTERNATORE	42
83770	SPIA OLIO	42
83791	CONNETTORE F.M.4.	44
83814	PIASTRA PER BALESTRE	30
83823	TAPPO CARICO OLIO	38
83858	POMOLO MARCE	35-36-37-38
83942	MANIGLIA SINISTRA C/CHIAVI 3010	52
83943	MANIGLIA DESTRA S/CHIAVI 3011	52
83944	SERRATURA S/S SINISTRA 712	52
83945	SERRATURA C/S DESTRA 711	52
83946	BORCHIA 3423	52
83947	SCONTRO SINISTRO 1213	52
83948	SCONTRO DESTRO 1212	52
83949	RIMANDO SERRATURA DESTRA 1327	52
83950	RIMANDO SERRATURA SINISTRA C/S 1328	52
83951	CONTRO MANIGLIA 3616	52
83952	MOLLETTA 10317	52
83965	PANNELLO PORTIERA DESTRA	52
83967	MANIGLIA TIRAPORTA 1208	53
83969	SPECCHIO DESTRO	53
83970	SPECCHIO SINISTRO	53
83972	ASTA RINVIO	52
83977	PIASTRINA PER RISCONTRO	52
83978	ALZA CRISTALLI DESTRO	52
83979	ALZA CRISTALLI SINISTRO	52
83980	CANALINO	53
83982	CANALINO GUIDA DESTRO	52
83984	POP PER PANNELLO PORTIERE	53
A1001	BARRA ANTINCASTRO COMPLETO	14



CODICE  
ARTICOLO

DESCRIZIONE ARTICOLO

TAVOLA

A1003	STAFFA PARAFANGO POSTERIORE	59
A1006	PARAFANGO DESTRO	59
A1007	PARAFANGO SINISTRO	59
A1008	SUPP.RUOTA DI SCORTA COMPL.	49
A1009	STAFFA SUPP.SERB. GASOLIO	5
A1010	FASCETTA COMPL .SERB.GASOLIO	5
A1011	MENSOLA RIDUTT.RIPARTITORE	13
A1012	PERNO SOST. RIDUT.RIPART.	13
A1013	SUPPORTO BATTERIA COMPLETO	49
A1014	STAFFA BLOCCAGGIO BATTERIA	49
A1015	TRAVERSA SOSTEGNO CAMBIO	4
A1016	SUPPORTO ANTERIORE CABINA	13
A1017	STAFFA LAT.PARAURTI DESTRA	13
A1018	STAFFA LATER.PARAURTI SINISTRA	13
A1019	MENSOLA ANTERIORE PARAURTI	13
A1020	PARAURTI	14
A1022	DISTANZ.MENSOLA POSTER.CAMBIO	4
A1023	GUARNIZ.450x38x3	5-27-37
A2000	RIDUTTORE RIPARTITORE 4x2	15
A2002	SEMIGUSCIO DESTRO	16
A2003	SEMIGUSCIO SINISTRO	16
A2004	COPERCHIO TRASMISS.CONT.KM	16
A2005	FLANGIA ATTACCO CARDANO	15-18-21-26
A2006	FLANGIA PER CUSCINETTO	15
A2007	INGRANAGGIO RINVIO DOPPIO	17
A2008	ALBERO RINVIO CENTRALE	17
A2009	INNESTO	17
A2010	INGRANAGGIO LENTO	17
A2011	INGRANAGGIO VELOCE	17
A2012	FORCELLA	16
A2013	PERNO FORCELLA	16
A2014	LEVE PER INNESTO	16-35-36
A2015	ALBERO LENTO	17
A2016	ALBERO SUPERIORE	17
A2017	FARFALLA	16
A2018	DISTANZIALE	17
A2019	ANELLO PORTA CUSCINETTO	17
A2020	COPERCHIO	16-17
A2021	FLANGIA PER CONTA KM.	16
A2022	PIASTRA DI FERMO	17
A2023	ALBERO PER CONTA KM	17
A2024	ANELLO PORTA CUSCINETTO	17
A2025	DISTANZIALE	17
A2026	INGRANAGGIO CONTA KM.	17
A2027	INGRANAGGIO DOPPIO CONTA KM	17
A2028	INGRANAGGIO CONTA KM	17
A2029	PERNO RINVIO CONTA KM	17



CODICE  
ARTICOLO

DESCRIZIONE ARTICOLO

TAVOLA

A2030	DISTANZIALE	17
A2031	SPINA BLOCCAGGIO	16
A2032	PIASTRA PER INNESTO	35-36
A2033	SPINA DI RIFERIMENTO	16-20
A2034	DISTANZIALE	17
A2035	MOLLA RICHIAMO	35-36
A2036	DISTANZIALE	17
A2037	DISTANZIALE	17
A2040	GHIERA DI SICUREZZA KM5	17-18-20-21-26
A2041	ROSETTA DI SICUREZZA MB5	17-18-21
A2042	MIN 42/62/10	17
A2044	CUSCINETTO 4206A	17
A2045	SEEGER E30	17
A2046	SEEGER E 8	17
A2047	CUSCINETTO 608-2RS (8x22x7)	17
A2048	CUSCINETTO 608- (8x22x7)	17
A2049	CUSCINETTO 608 (30x55x13)	17
A2050	SEEGER I55	17
A2051	MIN 42558	17
A2052	MIN 20307	16
A2053	TAPPO SCARICO OLIO M20x2	16
A2054	SFERA 0 8	35-36
A2055	SUTUCO 81006 (16x34x32)	13-16
A2056	GRANO M10x30	35-36
A2057	TAPPO SFIATO M20x2	16
A2058	SFIATO ELESÀ SFP 3/8	16
A2059	SEEGER I 22	17
A2060	DISTANZIALE X KM	17
A3000	RIDUTTORE RIPARTITORE 4x4	15
A3001	INNESTO FISSO	17
A3002	DISTANZIALE	17
A3003	INNESTO SCORREVOLE	17
A3004	ALBERO CON FLANGIA	17
A3005	SCATOLA INNESTO AVANTRENO	16
A3006	COPERCHIO SCATOLA INNESTO	16
A3007	ALBERO INNESTO	16
A3008	DISTANZIALE	16
A3009	SEEGER E 20	16
A3010	GUARNIZIONE OR 119	16
A3012	MIM 40557	17
A4000	RIDUTTORE 4x2 CON P.F.POST.	15
A4001	GIUNTO CARDANICO LT 734	18
A4002	SUPPORTI Y- FYTB-30-TB	18
A4003	LINGUETTA 8x7x50	18
A4004	ALBERO USCITA POSTERIORE	18
A5000	RIDUTTORE RIP.4x4 CON P.F. POST.	15
A7000	PONTE POST.COMP. SENZA RUOTE	25





CODICE ARTICOLO	DESCRIZIONE ARTICOLO	TAVOLA
A7001	GUARNIZ.CORPO DIFFERENZIALE	19-25
A7002	MOZZO	20-25
A7003	TAMBURO FRENO	25-27
A8000	PONTE NUDO POSTER. FINITO	25
A9001	RONDELLA D'APPOGGIO 25x36x2	21-26
A9002	PIGNONE SINISTRO	26
A9003	PIATTELLO GUARNIZIONE	21-26
A9004	MIM 425810	21-26
A9005	CUSCINETTO 33206 (30x62x25)	21-26
A9006	BUSSOLA PORTA CUSCINETTI	21-26
A9007	DISTANZIALE	21-26
A9008	RASAMENTI	21-26
A9009	CORONA DESTRA	26
A9010	SEMISCATOLA PORTA SATELL. LATO CORONA	21-26
A9011	SEMISCATOLA PORTA SATELLITI	21-26
A9012	PERNO PORTASATELLITI	21-26
A9013	CAVALLOTTO	19-25
B1000	PONTE ANTERIORE 4x4 SENZA RUOTE	19
B1001	SEMIASSI SNODATI GIUNTI	20
B1002	GUARNIZIONE O.R. 3256	20
B1003	SEEGER E 35	20
B1004	CUSCINETTI 6207 (35x72x17)	20
B1005	SEEGER I 72	20
B1006	M I M 457210	20
B1007	SNODO INTERNO	20
B1008	SNODO ESTERNO DESTRO FINITO	20
B1009	SNODO ESTERNO SINISTRO FINITO	20
B1010	PERNI SNODO RUOTE	20
B1011	LEVA DOPPIA STERZO	20-23
B1012	LEVA SEMPLICE STERZO	23
B1013	RASAMENTI	20
B1014	SPINE RIFERIM. LEVE STERZO	20
B1015	M I N 355510	20
B1017	CUSCINETTI 33205 (25x52x22)	20
B1018	FLANGIA PER MOZZO DESTRO FINITA	20
B1019	FLANGIA PER -MOZZO SINISTRA FINITA	20
B1020	ANELLO PER MIN	20
B1021	DISTANZIALE MIN	20
B1022	M I N 709010	20
B1023	M I N 35477	20
B1024	BRONZINA	20
B1025	DISCO FRENO	20-22
B1028	VITI 12x1,25x40 TE-10K	22
B1029	FLANGIA TRASCIN DESTRA FINITA	20
B1030	FLANGIA TRASCIN.SINISTRA FINITA	20
B1031	CAPPELLO FLANGIA DESTRA FINITO	20
B1032	CAPPELLO FLANGIA SINISTRA FINITO	20



CODICE ARTICOLO	DESCRIZIONE ARTICOLO	TAVOLA
E4044	FILO CONDIZIONAMENTO COMPL.	45
E4045	PRESE ARIA CONDIZ.SU CRUSC.	45
E4046	PEDALE FRENO COMPLETO	32
E4047	PEDALE FRIZIONE COMPLETO	32
E4048	FILO FRIZIONE COMPLETO	32
E4049	PIASTRA FRENO PED. SOST. MICRO	32
E4050	STRUTT. COMPL.SUPP.PEDALI	32
E4051	COFANO CENTR.SOPRA CAMBIO	56
E4052	GUARNIZIONE COFANO	56
E4053	PIASTR.LEVE SU PAVIM. CABINA	56
E4054	SPAZZOLA PER LEVE (Ponzini)	56
E4055	TAPPETINO DESTRO	56
E4056	TAPPETINO SINISTRO	56
E4059	MANIGLIA ALZA VETRO	52
E4060	BORDINO VETRO SU TRE LATI	53
E4061	LECCAVETRO	53
E4062	PANNELLO PORTIERA DESTRA	53
E4063	PANNELLO PORTIERA SINISTRA	53
E4064	RONDELLA SPUGNA ALZAVETRO	52
E4065	GUARNIZ.PROFILO PORTIERA	54
E4066	BORDINO BATTIPIEDE	56
E4067	PEDANA DI SALITA FINITA	59
E4068	ANTIVIBRANTI POSTER.CABINA	13
E4069	ATTACCO ANTERIORE CABINA	13
E4070	PATINE CAB. PARASPR. RUOTE	59
E4071	CERNIERA PORTIERA	52
E4072	BRACCIO CERNIERE COFANO	55
E4074	TIRANTE CHIUS. COFANO COMPL.	55
E4075	TARGHETTA GR 35	55
E4076	MOLLETTA A7 FISSAGGIO TARGHETTA	55
E4077	MASCHERINA PLAST.ANTER.MAP.	55
E4078	LEVA FERMA COFANO	55
E4079	MOLLETTA LEVA FERMA COFANO	55
E4080	TUBETTO	48
E4081	TUBETTO	48
E4082	TUBETTO	48
E4083	GOMMINI COFANO -CABINA	55
E4085	GOMMINI CAVATAPPI	55
E4086	ANTIVIBR.MASCH.ANTER.TELAIO	55
E4087	CONVOGLIATORE ARIA	46
E4088	GUARNIZ. PER CONVOGLIATORE	46
E4089	PEDALE ACCELERATORE	7
E4090	FILO ACCELERATORE	7
E4091	SQUADRET.SOSTEGN.MOLLA ACCEL.	7
E4092	MOLLA ACCELERATORE	7
E4093	MOLLA RICHIAMO FRIZIONE	2
E4094	CANALINO GUIDA VETRO	2



CODICE  
ARTICOLO

DESCRIZIONE ARTICOLO

TAVOLA

E4095	RIVETTA	59
E4096	PIASTRINA CONTAORE	42
E4097	LAMIERA PER PARASPRUZZI DESTRA	59
E4098	LAMIERA PER PARASPRUZZI SINISTRA	59
E4099	TENDITORE PER GUARNIZ. LAT. FISSO	53
E4100	MOLLA RICH.PED. FRENO FRIZ.	32
E4102	STRISCIA TERM.TRA PARAF. / CAB.	51
E4103	STRISCIA TERM.TRA PARAF. / CAB.	51
E5001	FRECCIA LATERALE DESTRA	44
E5002	FRECCIA LATERALE SINISTRA	44
E6000	FRECCIA ANTERIORE DESTRA	44
E6001	MASCHERINA ARANCIONE	44
E6002	STAFFA SOSTEGNO FRECCIA ANTER.	44
E7000	FRECCIA ANTERIORE SINISTRA	44
E8000	LUCE POSTERIORE SINISTRA COMPLETA	44
E8001	MASCHERINA COMPLETA	44
E9000	LUCE POSTERIORE DESTRA COMPLETA	44
E9001	MASCHERINA COMPLETA	44
F2000	PLAFONIERA COMPLETA	44
F3000	SPIE E MICRO 4x2 AUT. C.F.	42
F3004	SPIA ABBAGLIANTI	42
F3005	SPIA LUCI DI POSIZ.GENER.	42
F3006	SPIA FRENO A MANO	42
F3008	SPIA WARNING	42
F3009	SPIA CANDELETTA	42
F3010	TAPPI PER SPIE 18x23	42
F3011	MICRO SEGNALETORI	32-35-36-37-44
F3012	PIPETTA PROTEZIONE MICRO	32-35-36-37-44
F4000	SPIE/MIC 4x2 C.F. AUT. P.F.P.	42
F5001	SPIA PRESA FORZA AL CAMBIO	42
F5002	SPIA CASSONE ALZATO	42
F7001	SPIA AVANTRENO INSERITO	42
G3000	PIATT. COPRIF. CON CAVA	56
G3001	PIATTELLO COPRIF. SENZA CAVA	56
G4000	FILTRO C A V COMPLETO	6
G5000	GRUPPO CONDIZ. IPRA COMPL.	46
G6000	GRUPPO TERGI COMPLETO	47
G6001	BRACCIO SPAZZOLA TERGI	47
G6002	SPAZZOLA	47
G6003	MOTORINO COMPL. DI LEVERISMO	47
G6004	MOTORINO TERGI	47
G7000	VASCHETTA LAVAVETRO COMPL.	48
G7001	VASCHETTA	48
G7002	TAPPO CON GUARNIZIONE	48
G7003	GRUPPO POMPA TERGI	48
G8000	SERVOFRENO COMPLETO	33
G8001	VASCHETTA OLIO FRENI COMPL.	33



CODICE  
ARTICOLO

DESCRIZIONE ARTICOLO

TAVOLA

G8002	TAPPO VASCHETTA	33
G8003	FILTRO PER TAPPO	33
G81330	SPINETTA FERMO SPONDE	61
G9000	SEDILE AUTISTA COMPLETO	58
GA1004	PIASTRINA SU PARAFANGO	59
GA1005	CAPPELLO PIASTRINA	59
H1000	SEDILE PASSEGGERO COMPLETO	58
H2001	SOTTOTETTO CON MOQUETTES	57
H2003	POSTERIORE FUSTELLATO	57
H2004	INSONORIZZAZIONE CRUSCOTTO	56
H2005	SERIE COMPL. INSONOR. PAV. MAP 005	56
H2006	SERIE INSON. ADES. MAP. 005980280	56
H2007	STRISCIA MOQUETTE SU CRUSCOTTO	56
H2008	ADESIVO BUGNATO	56
H3001	TARGHETTA	55
H4001	PALLINA	55
H4002	ASTINA	55
H4003	MOLLA	55
H4004	PERNO	55
H4005	GUARNIZIONE DIAM. 8 - 16	55
H5000	GRUPPO MOTORE FRIZ. CAMBIO	4
H5001	MOTORE NUDO	1
H6001	ASTA LEVA CAMBIO ACCORCIATA	3
H6002	TUBO FLANGIA CONDIZ. MOTORE	11-45
H6003	RADIATORE 4x2 (FERRO)	10
H7001	RADIATORE 4x4 (RAME)	10
H7002	COPPA OLIO SPECIALE	1
H7003	SUCCHIERUOLA SPECIALE	1
H7004	SUCCHIERUOLA SPECIALE	1
H8000	CARDANO TRA CAMBIO E RIPART.	15
H9000	CARDANO TRA RIP. E DIFFERENZ.	15
I1000	IMP. ELC. 4x4 4x2T 4x4T 4x4F	44
I2000	IMP. ELETTR. CENTR. 4x2 4x2F	44
I3000	IMPIANTO ELETTRICO COMP. ANTER.	44
I4000	IMPIANTO ELETTR. COMPL. POSTERIORE	44
I5001	PIPETTE GOMMA PER FANALE POSTERIORE	44
I5002	GHIERA IN PLAST. PER FANALE POSTER.	44
I5003	SCATOLETTA PORTAFUSIBILI	44
I5004	RELE' PER FRECCIA E EMERGENZA	44
I5005	RELE' PER CANDELETTA	44
I5006	RESISTENZA	44
I5007	CAVO BATTERIA POSITIVO	44
I5008	CAVO BATTERIA NEGATIVO	44
I5009	CONNETTORE A TRE VIE	44
I5010	CONNETTORE A DUE VIE	44
I5011	CONNETTORE A OTTO VIE	44
I5012	RELE'	44





CODICE  
ARTICOLO

DESCRIZIONE ARTICOLO

TAVOLA

I7000	FILO CONTAKM	44
L1000	CABINA PER ITALO GREZZA	51
L2000	MARTINETTO PER RUOTA SCORTA	50
L3001	CH 10- 13	50
L3002	CH 17 - 19	50
M6000	CASSONE COMPLETO RIBALTABILE	61
S81041	GHIERA SINISTRA	20-25
S81045	COLONNETTA SINISTRA	25
S81046	DADO SINISTRO	20-25
SA1000	GRUPPO TELAIO SALDATO	12-13
VE4001	CABINA SALDATURA	51
VE4002	COFANO NUDO	55
VE4003	PARAFANGO DESTRO	51
VE4004	PARAFANGO SINISTRO	51
VE4005	MASCHERINA INFERIORE	55
VE4006	PORTIERA DESTRA NUDA VERNIC.	52
VE4007	PORTIERA SINISTRA NUDA VERNIC.	52
VL1000	CABINA DA ITALO VERNICIATA	51
VM3000	CABINA VERNICIATA COMPLETA	51
VM4000	PORTIERA DESTRA COMPLETA VERNIC.	52
VM5000	PORTIERA SINISTRA COMPLETA VERNIC.	52





# TAV. 1 - MOTORE

Note: S5013-Massa

---

---

---

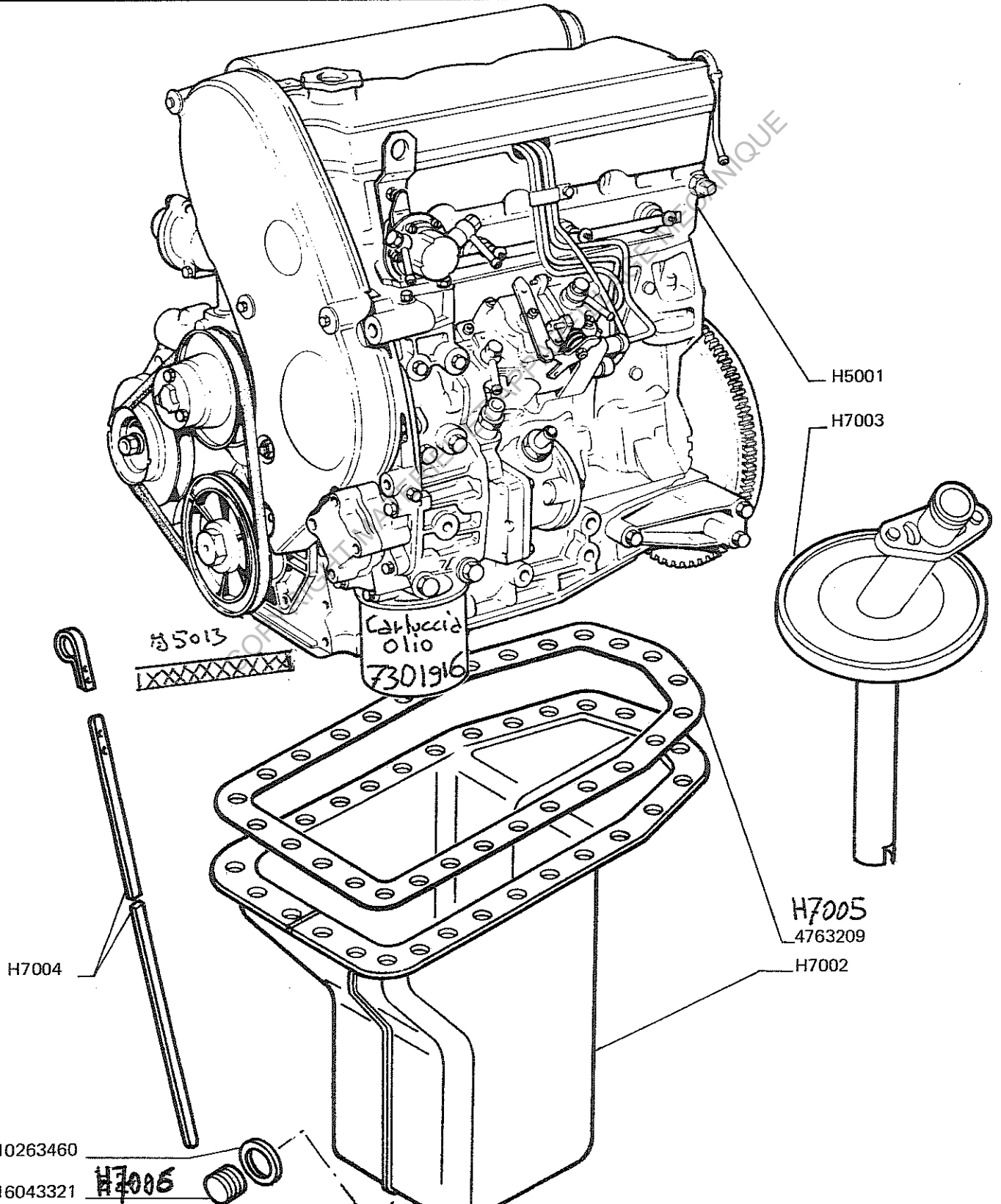
---


---

---

---

---

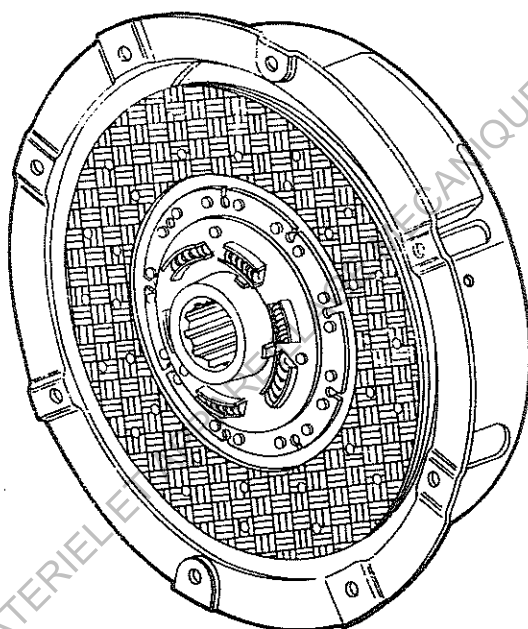





# TAV. 2 - FRIZIONE

Note:

Dis 93800287 - Cuscin. Reco:



93800287  
93808387

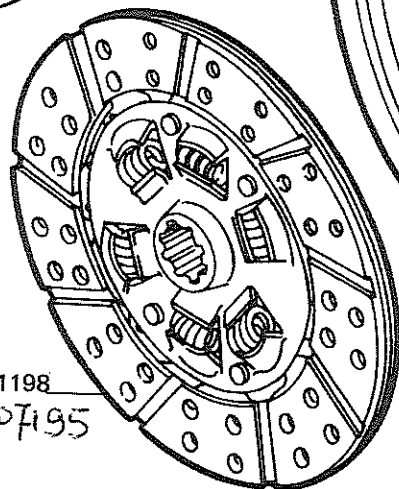


E4093


E4048

8568353

93801199  
8589468



93801198  
93807495



### TAV. 3 — CAMBIO

Note: \_\_\_\_\_

\_\_\_\_\_

\_\_\_\_\_

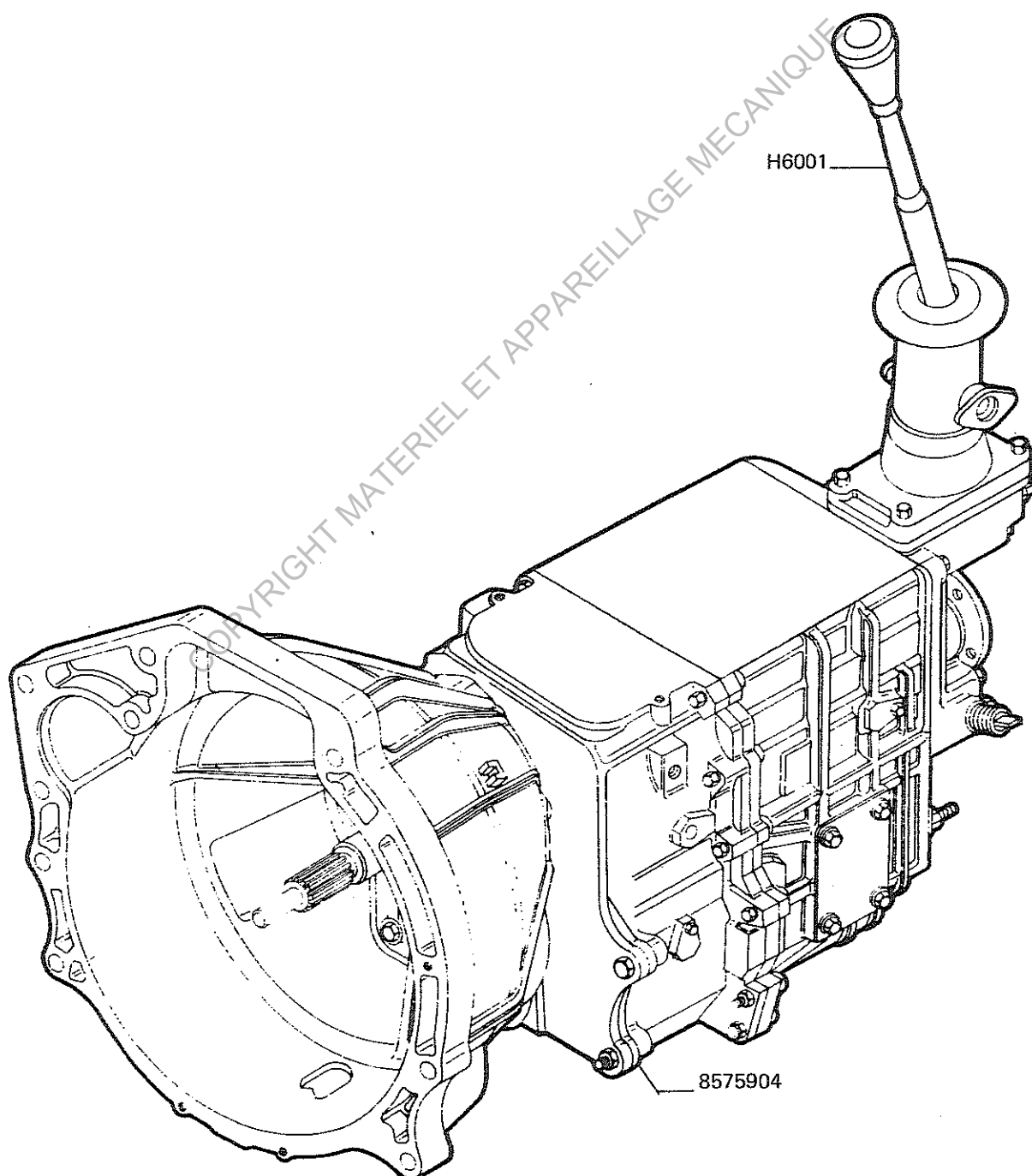
\_\_\_\_\_

\_\_\_\_\_


\_\_\_\_\_

\_\_\_\_\_

\_\_\_\_\_







# TAV. 4 - SUPPORTI MOTORE

Note: Piastre Sforzare Motore

Dis. H5126 - Supporto x ~~Motor~~  
H.P.P. Pompa Motore

" B9104 Supporto x ~~Motor~~  
Idroscopio

H5000 Gruppo motore frizione cambio completo

SON 2003

~~SON 2003~~

A1022

A1015

93803281


H5126

Vedi coll. spruzzatore

D8033 d

D8034s

39064



# TAV. 5 - SERBATOIO COMBUSTIBILE

Note : E2100 - Serb. Gasolio Lt. 80  
completo di Galleggiante

A1046 - Fascia L. 80

A1046 - Supporto II

E2101 - Galleggiante 80 Lt.

E1000	Galleggiante completo
E2000	Serbatoio gasolio completo senza galleggiante
E2100	Serb. Gasolio Lt. 80 con Galleggiante

E1000 E1001 E2101 DA 80 LT.  
E1002

E2002 ✓  
E2006

E2003

E2001  
E2100  
E2005

A1009

A1023

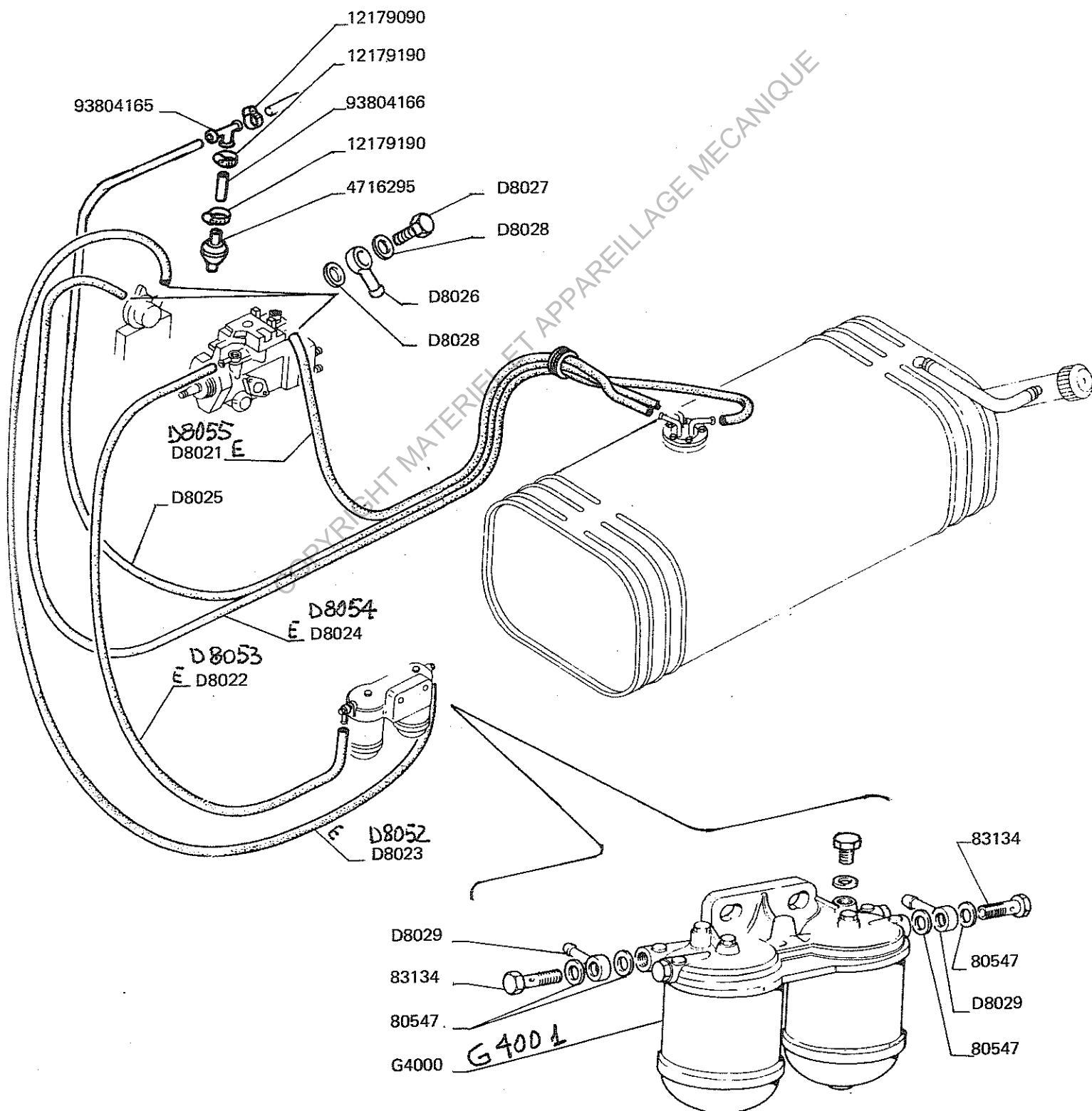
A1010


A1046  
A1046 x SERB. 80 LT.

COPYRIGHT MATERIEL ET APPAREILLAGE MECANIQUE

## A detailed line drawing of a truck chassis, viewed from a front-three-quarter angle. The drawing shows the front end with a large grille, headlights, and a hood ornament. The cab has a steering wheel and a side mirror. The rear of the truck features a flatbed cargo area supported by a frame with multiple cross-members. The wheels are simple spoked designs. The entire drawing is composed of black outlines on a white background.

Dis 18052	Tubo com de lava e Gafreio
" 18053	" com lava
" 18054	" " e "
" 18055	" " e "





# TAV. 7 — COMANDI ACCELERATORE

Note:

---

---

---

---

---

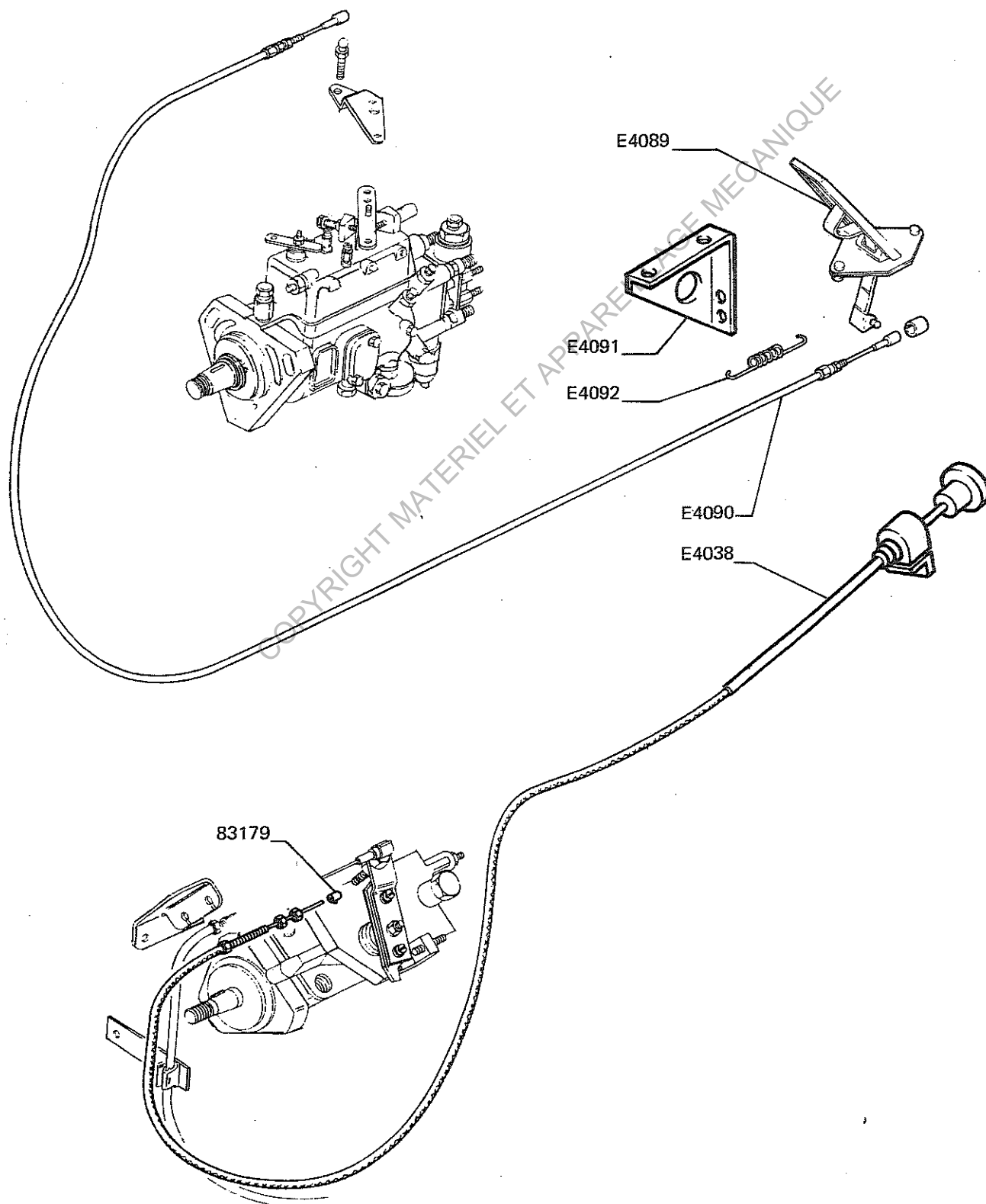
---


---

---

---

---





# TAV. 8 – FILTRO ARIA

Note:

---

---

---

---

---

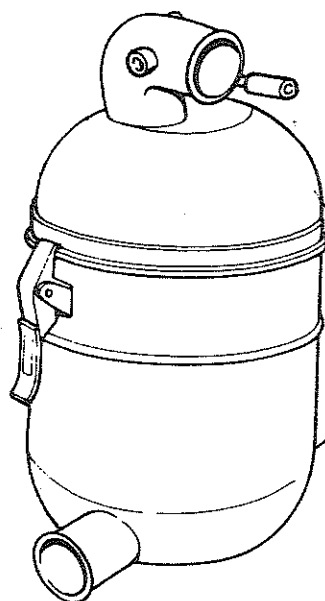
---

---

---

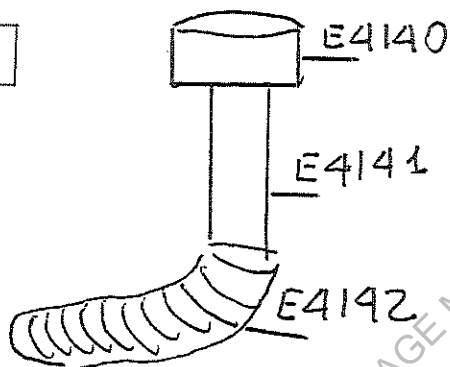
D9000	Filtro completo
-------	-----------------

D9100



D9002

D9001



E4140

E4141

E4142


D9003

D9004

D9005

D9006

D9101



D8051

D8006

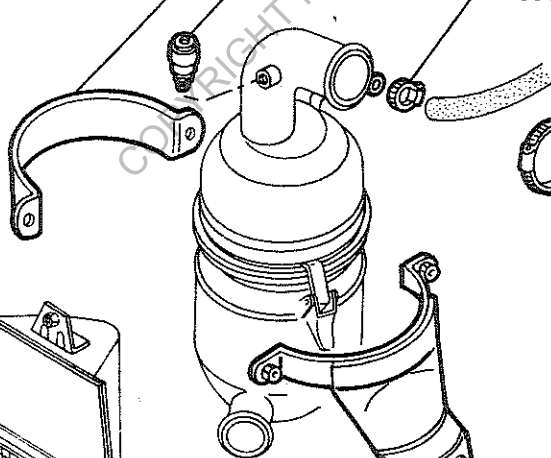
D8007

D8019

D8009

D8049

D8009



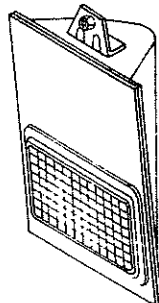
D8008

D8008

D8056


D8048

D8005



D8004

D8047



D8008

D8056

D8048

D8005

D8008

D8008

D8056

D8048

D8005

D8008

D8008

D8056

D8048

D8005

D8008

D8008

D8056

D8048

D8005

D8008

D8008

D8056

D8048

D8005

D8008

D8008

D8056

D8048

D8005

D8008

D8008

D8056

D8048

D8005

D8008

D8008

D8056

D8048

D8005

D8008

D8008

D8056

D8048

D8005

D8008

D8008

D8056

D8048

D8005

D8008

D8008

D8056

D8048

D8005

D8008

D8008

D8056

D8048

D8005

D8008

D8008

D8056

D8048

D8005

D8008

D8008

D8056

D8048

D8005

D8008

D8008

D8056

D8048

D8005

D8008

D8008

D8056

D8048

D8005

D8008

D8008

D8056

D8048

D8005

D8008

D8008

D8056

D8048

D8005

D8008

D8008

D8056

D8048

D8005

D8008

D8008

D8056

D8048

D8005

D8008

D8008

D8056

D8048

D8005

D8008

D8008

D8056

D8048

D8005

D8008

D8008

D8056

D8048

D8005

D8008

D8008

D8056

D8048

D8005

D8008

D8008

D8056

D8048

D8005

D8008

D8008

D8056

D8048

D8005

D8008

D8008

D8056

D8048

D8005

D8008

D8008

D8056

D8048

D8005

D8008

D8008

D8056

D8048

D8005

D8008

D8008

D8056

D8048

D8005

D8008

D8008

D8056

D8048

D8005

D8008

D8008

D8056

D8048

D8005

D8008

D8008

D8056

D8048

D8005

D8008

D8008

D8056

D8048

D8005

D8008

D8008

D8056

D8048

D8005

D8008

D8008

D8056

D8048

D8005

D8008

D8008

D8056

D8048

D8005

D8008

D8008

D8056

D8048

D8005

D8008

D8008

D8056

D8048

D8005

D8008

D8008

D8056

D8048

D8005

D8008

D8008

D8056

D8048

D8005

D8008

D8008

D8056

D8048

D8005

D8008

D8008

D8056

D8048

D8005

D8008

D8008

D8056

D8048

D8005

D8008

D8008

D8056

D8048

D8005

D8008

D8008

D8056

D8048

D8005

D8008

D8008

D8056

D8048

D8005

D8008

D8008

D8056

D8048

D8005

D8008

D8008

D8056

D8048

D8005

D8008

D8008

D8056

D8048

D8005

D8008

D8008

D8056

D8048

D8005

D8008

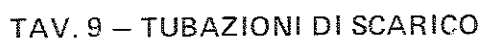
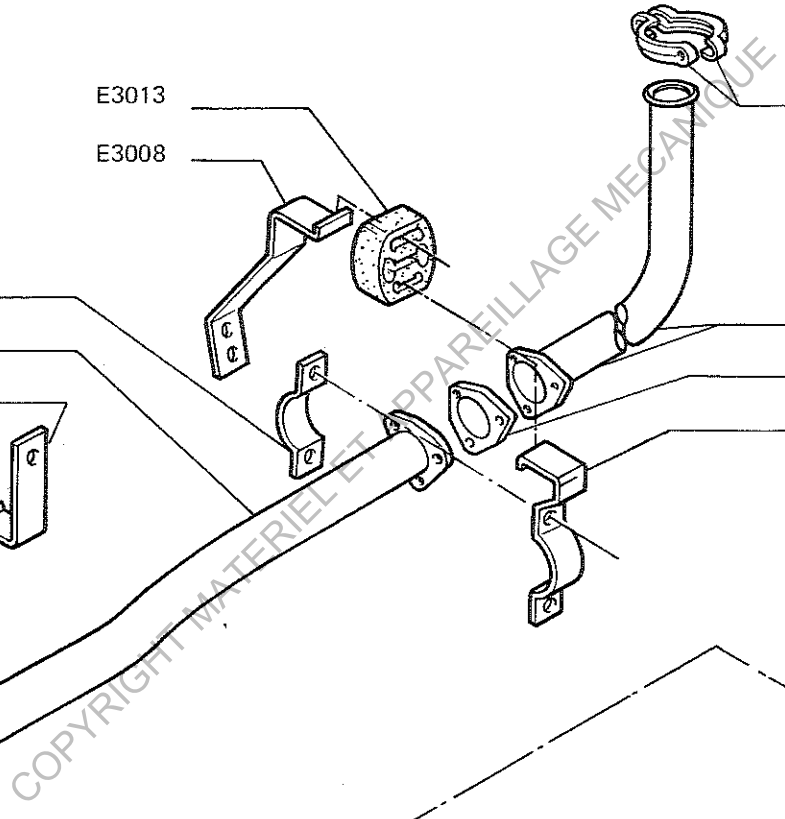
D8008


D8056

D8048

D8005

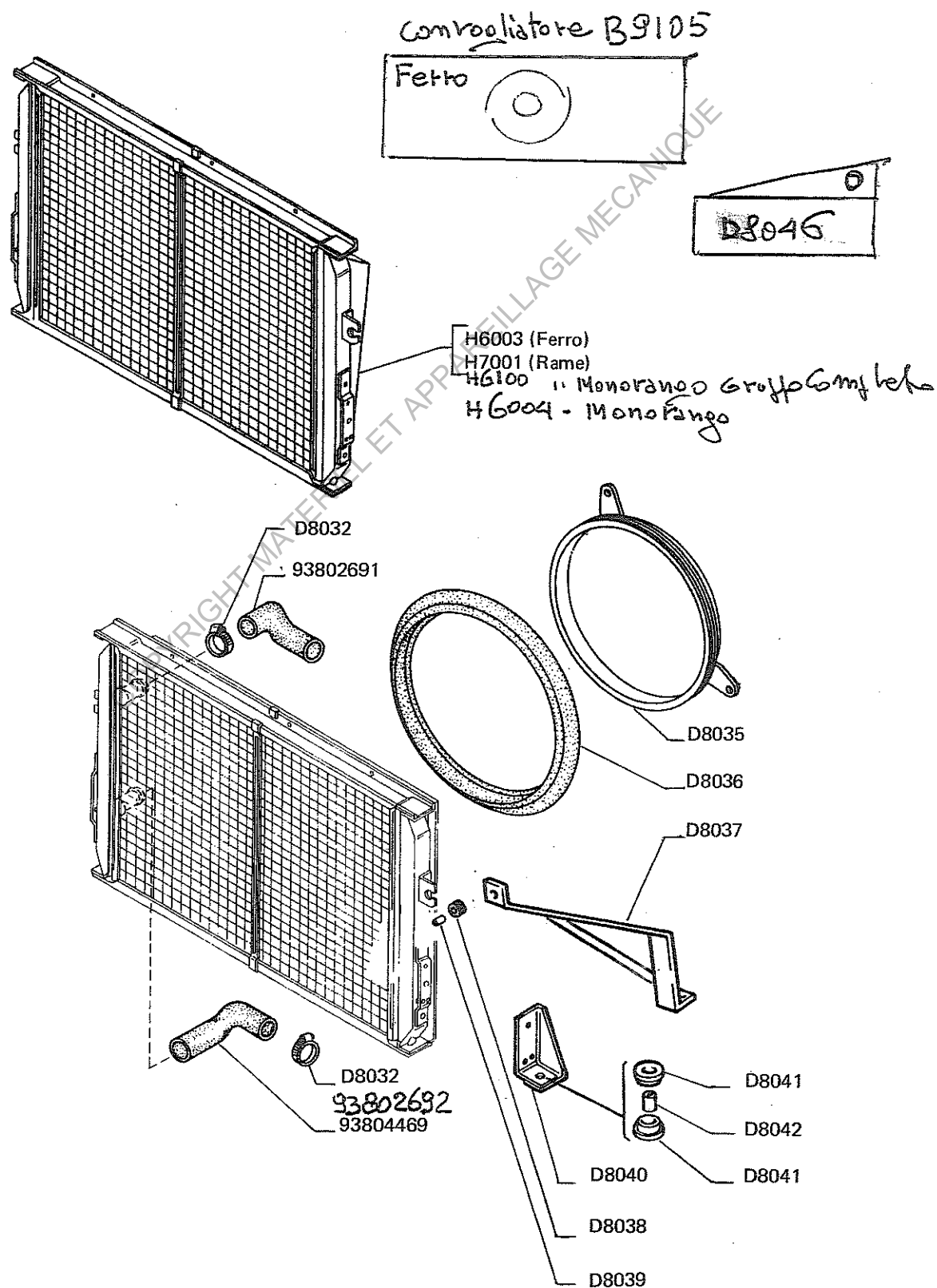
D8008


[illegible]



# TAV. 10 - RADIATORE

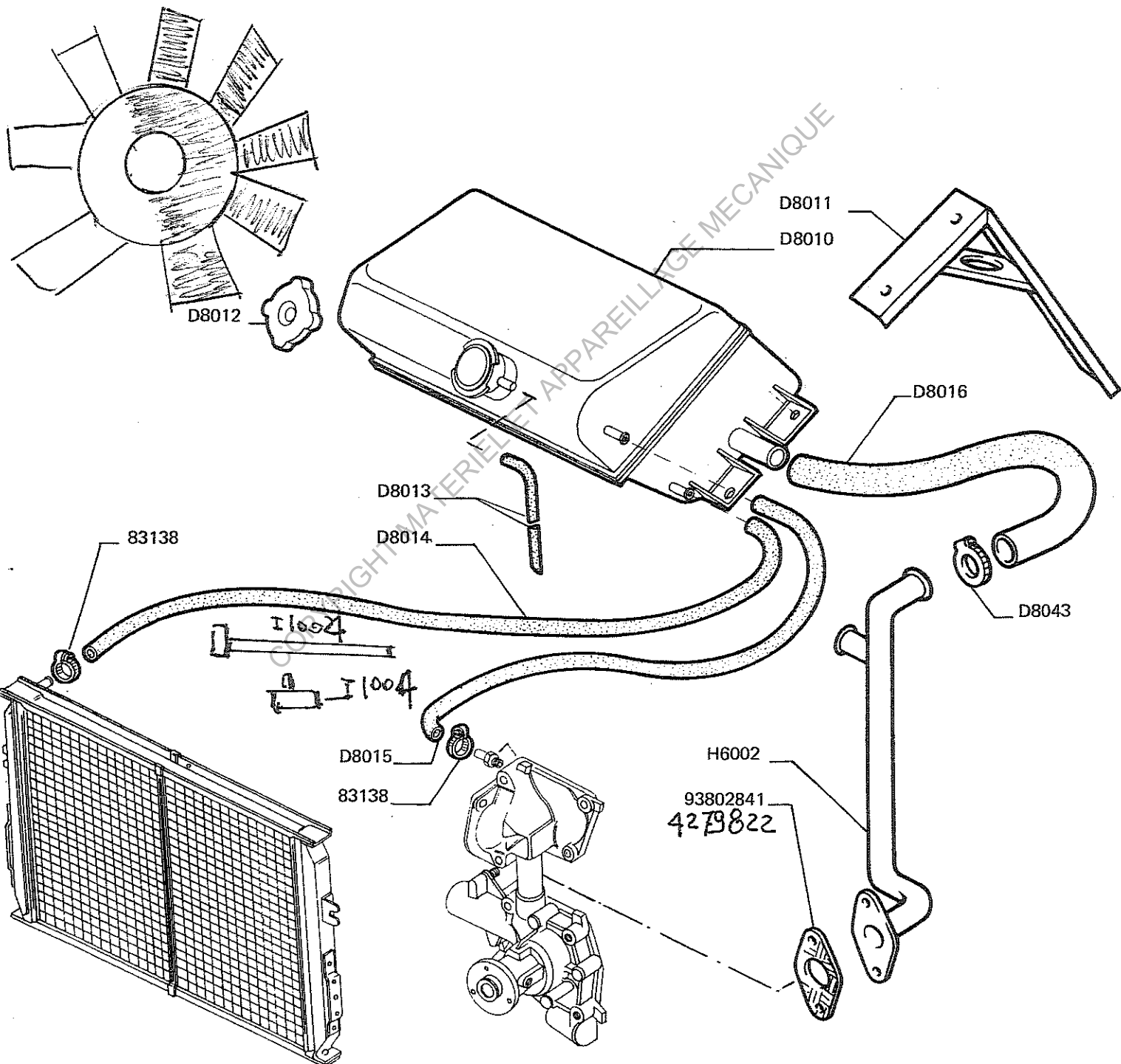
Note: Dic H6100 - Rad. Monorango  
 Storh. Vedicolare Gruppo Completo  
 11. H6004 - Rad. Monorango






# TAV. 11 – TUBAZIONI RAFFREDDAMENTO MOTORE

Note: Dis 8586706 - Ventola Nera  
" 4713940 - " Bianca







# TAV. 12 - TELAIO

Note: Dis. H1028- Gancio Traino

" H 1030 Copertura Ester

" H 1031 " Inter.

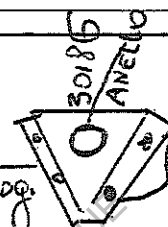
" H 1032 O.R.

" H 1041 T. 1/10 Piasl.



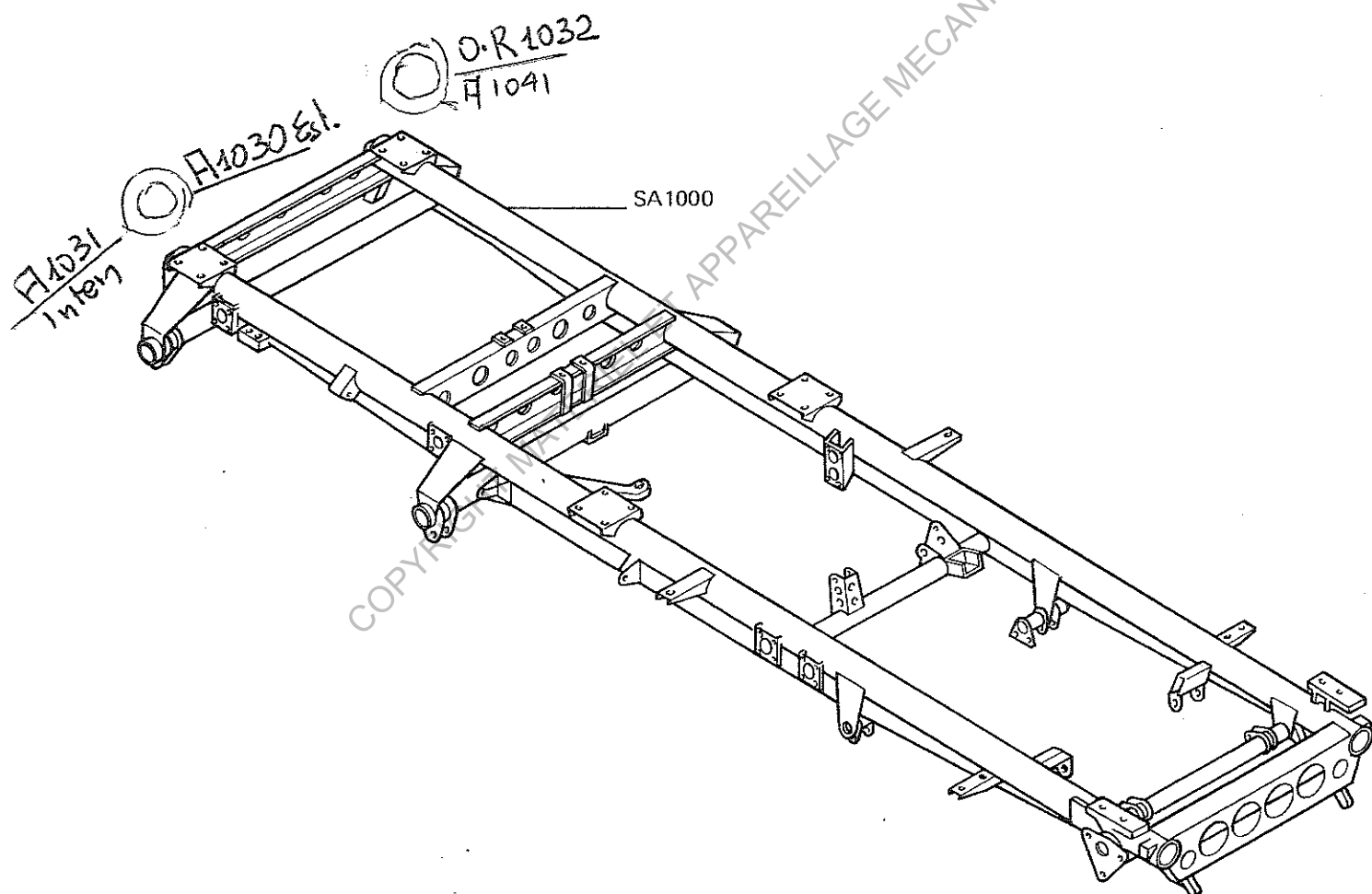
27188

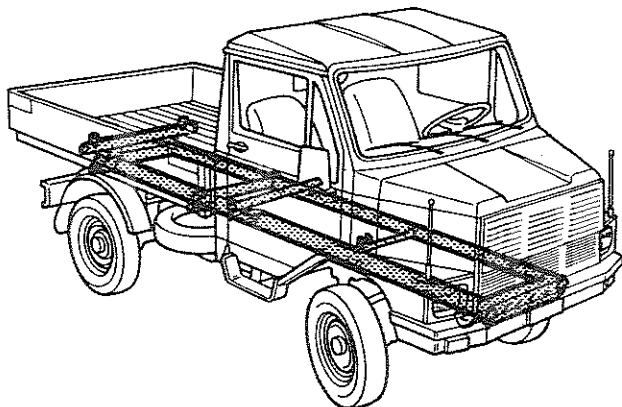
Rastro x 2 sollec.



27188

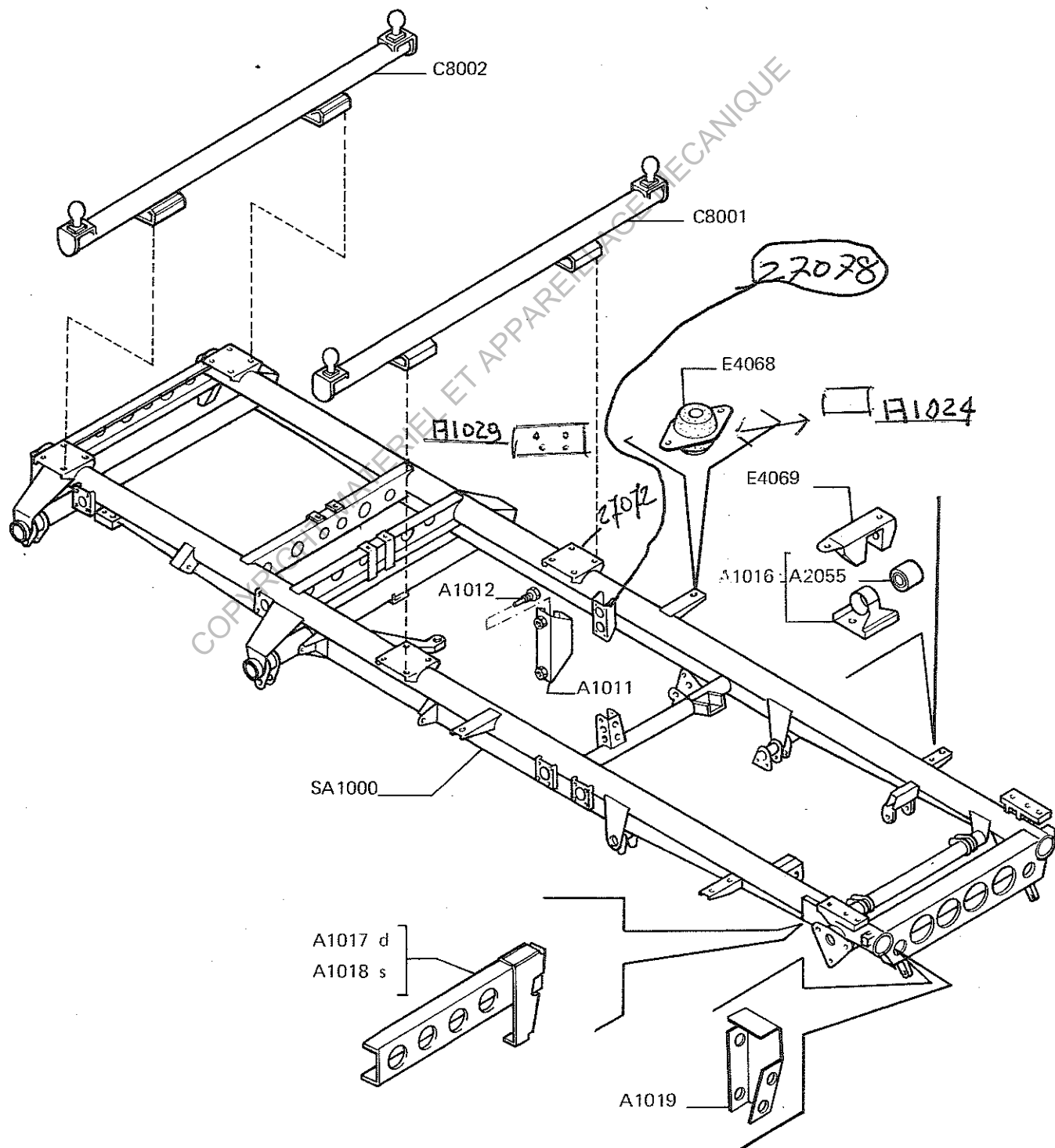
LAM. CURV. 2 sollec.






# TAV. 13 - SUPPORTI - TELAIO

Note: Dis. H1029. Spess. Leomo  
 11 H1024 Distanz.





# TAV. 14 - PARAURTI - BARRA ANTINCASTRO

Note: Dis. B9121 - Piastra

Prolunga Dis 23154 F.B.-C

Piastrina II H1039

\_\_\_\_\_

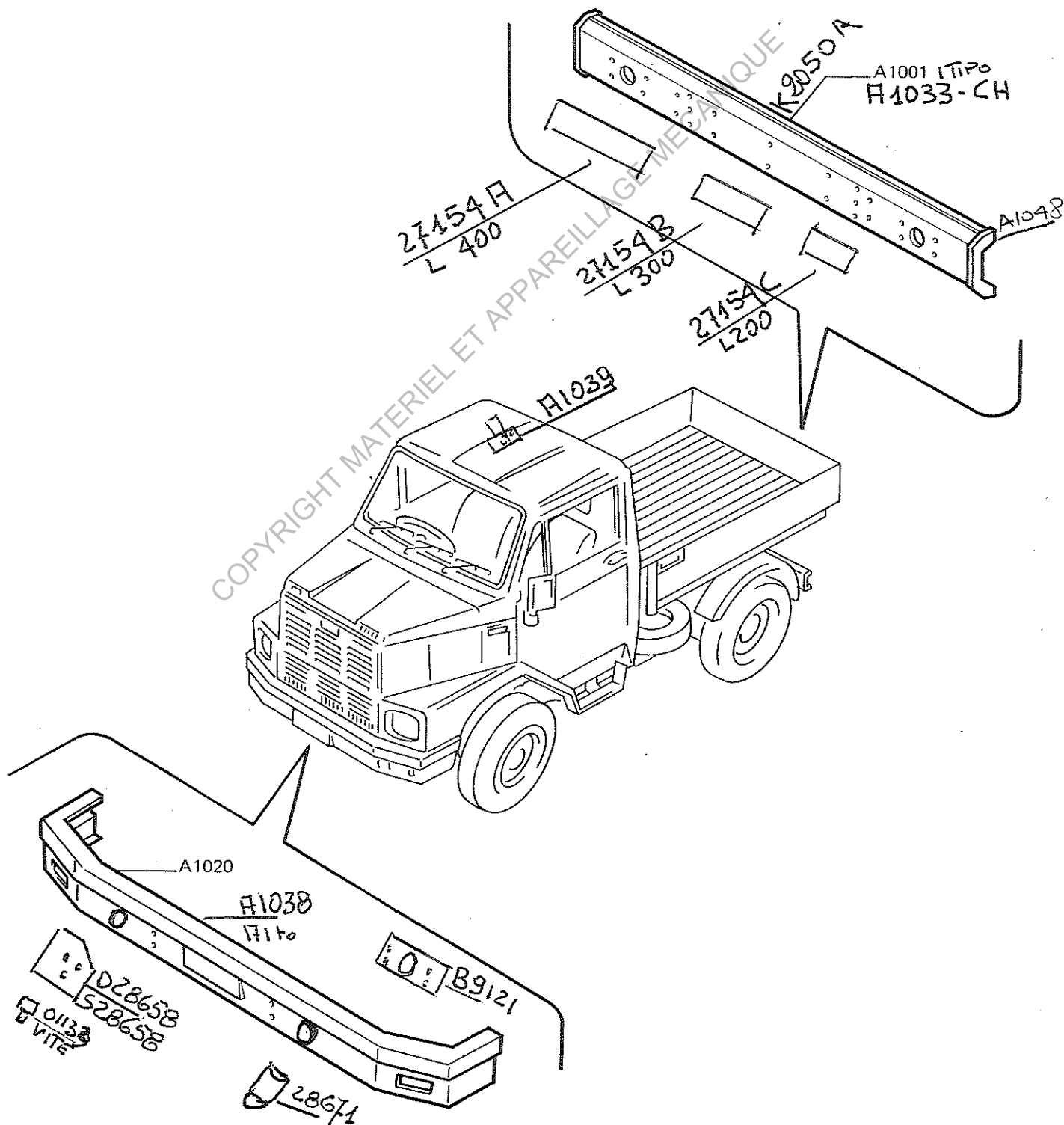
\_\_\_\_\_

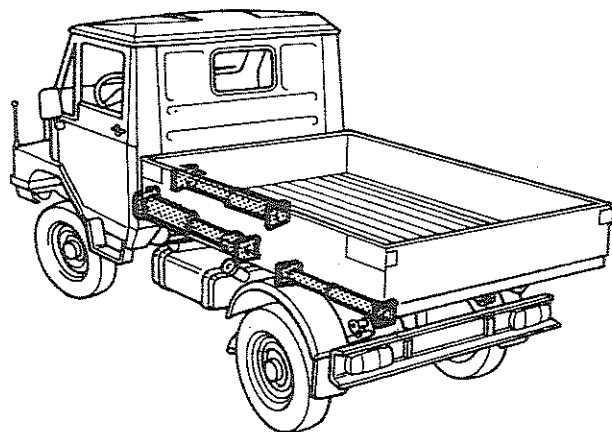
\_\_\_\_\_

\_\_\_\_\_

\_\_\_\_\_

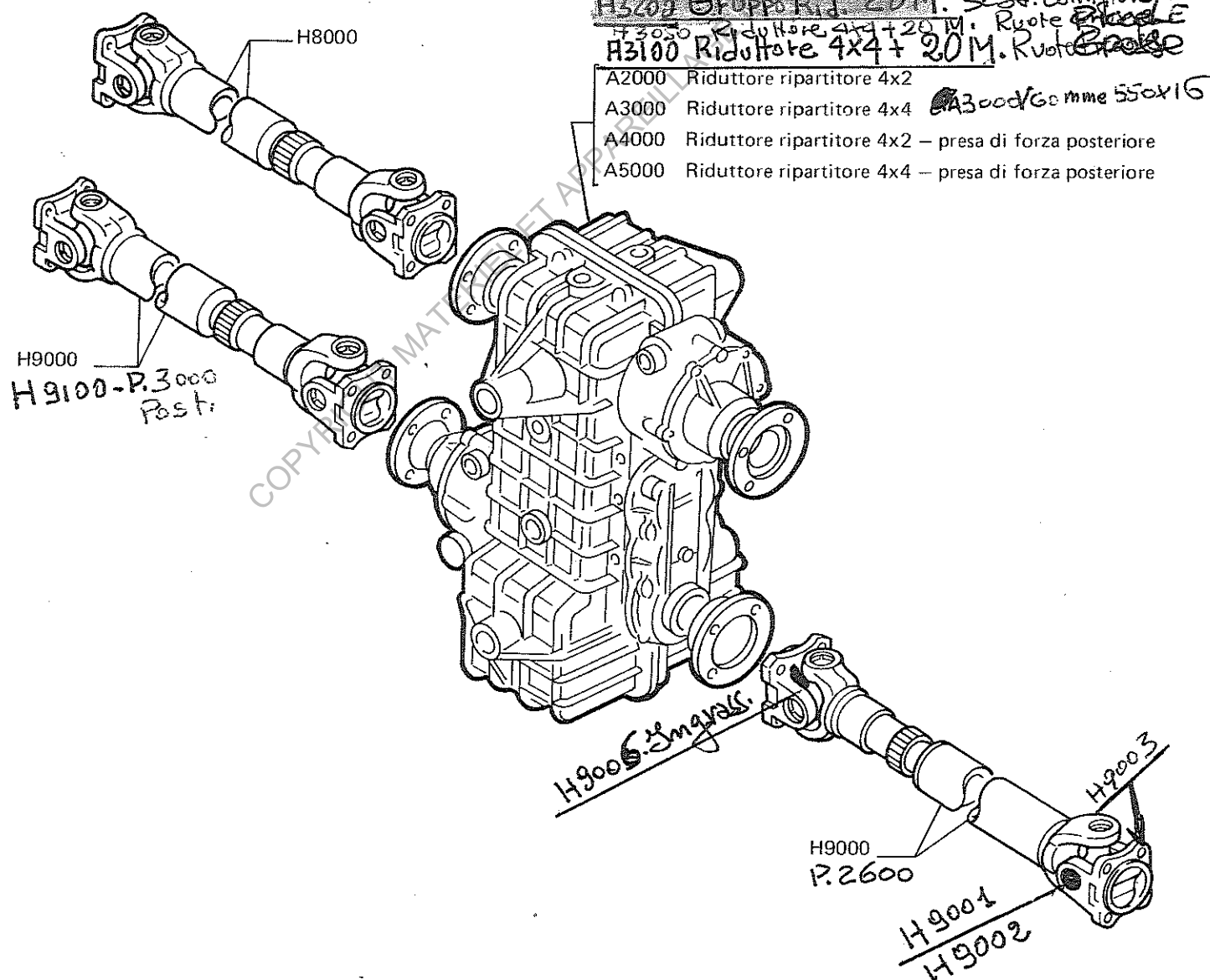
\_\_\_\_\_






# TAV. 15 – RIDUTTORE COMPLETO E ALBERI DI TRASMISSIONE

Note: ~~dis A3100~~ Riduttore 20 Marce  
Ruote 550 x 16  
~~dis A-3000~~ Riduttore 20 Marce  
Ruote 11 x 400  
~~H6100~~ - Trasformazione 20 Marce  
Albero Cardano + Lenzismo  
H9001 - Crociera  
H9002 - " "  
H9003 - Ammortizzatore  
H3000 V Gomme 550 x 16 4+4





# TAV. 16 - COMANDI SCATOLE E COPERCHI PER RIDUTTORE

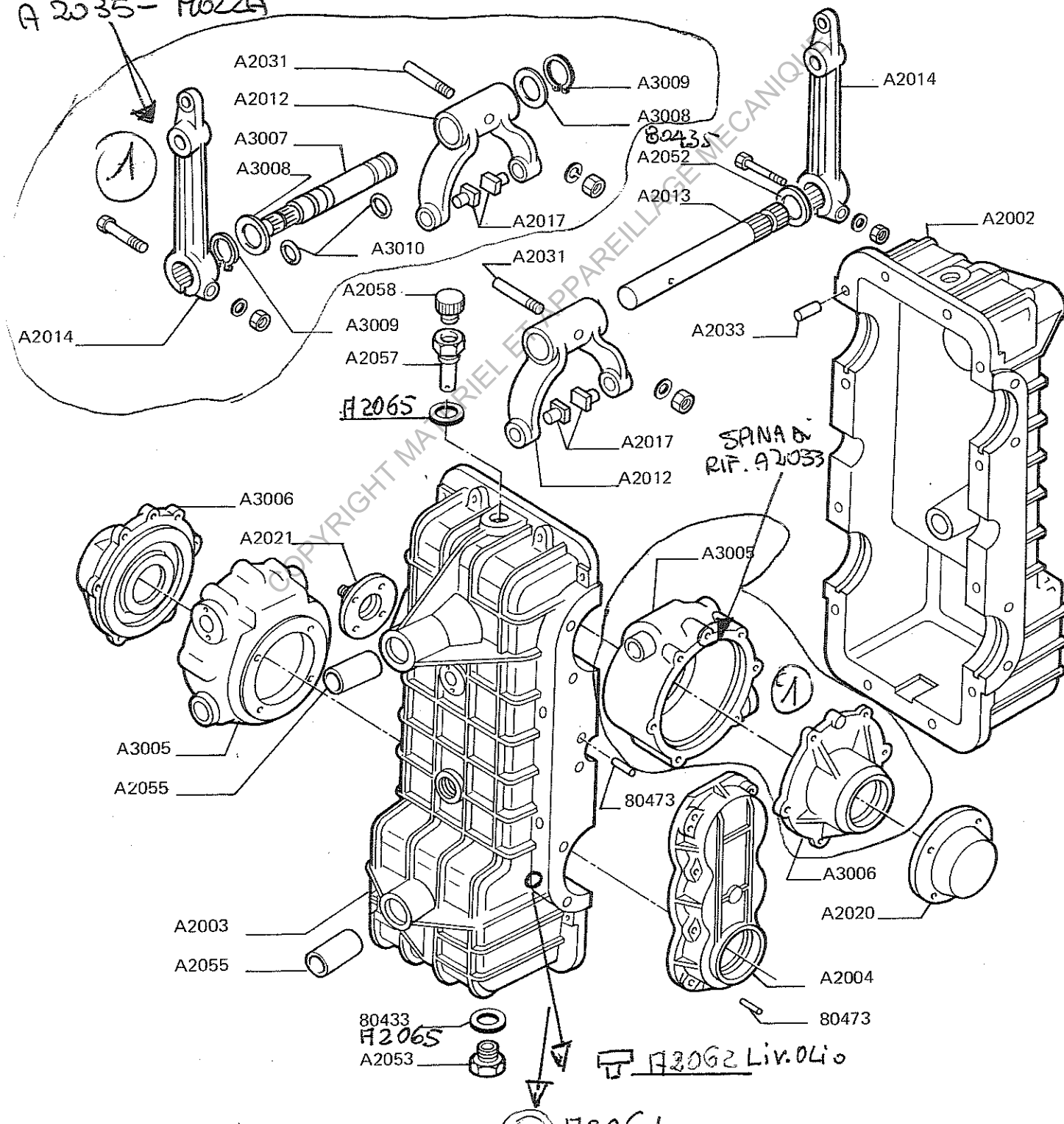
Note: Dis H2065 Guarn

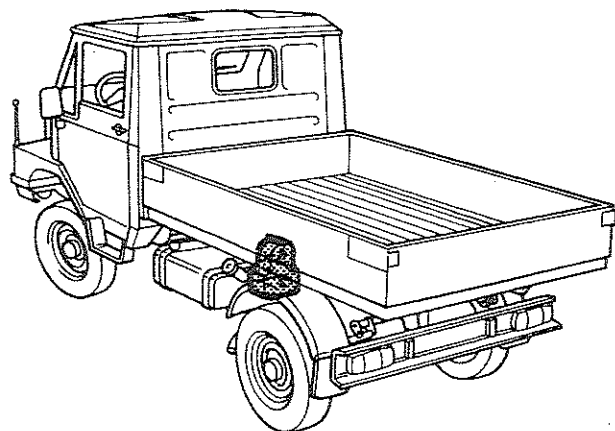
" H2061 "

" H2062 TAPPO "

" 80435 Premistoffa "

A2056 - GRANO  
A2054 - SFERA  
A2035 - MOLLA





TAV. 17 - INGRANAGGI RIDUTTORE - FIG. 1/2

Note:

Serie Premistollo, Riduttore

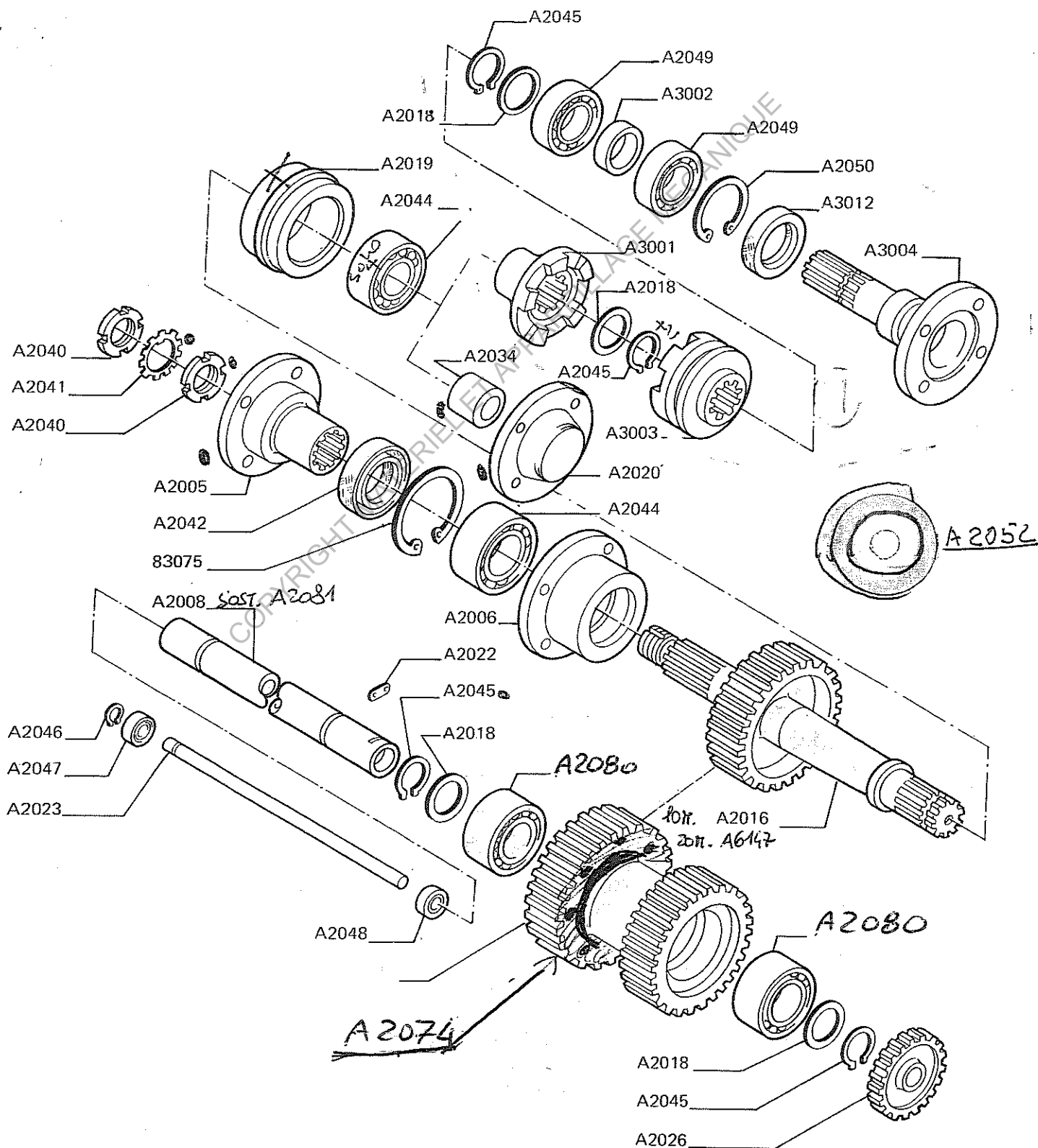
H 2042 - 42-62-10 X

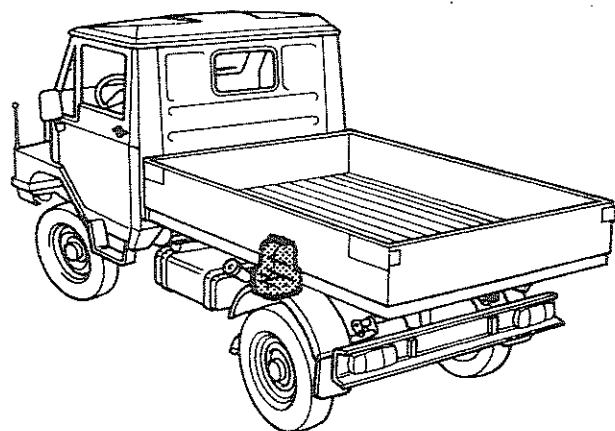
H 2051 - 42-55-8 X

H 3012 - 40-55-7 X

E 80435 - 20-30-7 H 2052 X

Form. H 2040

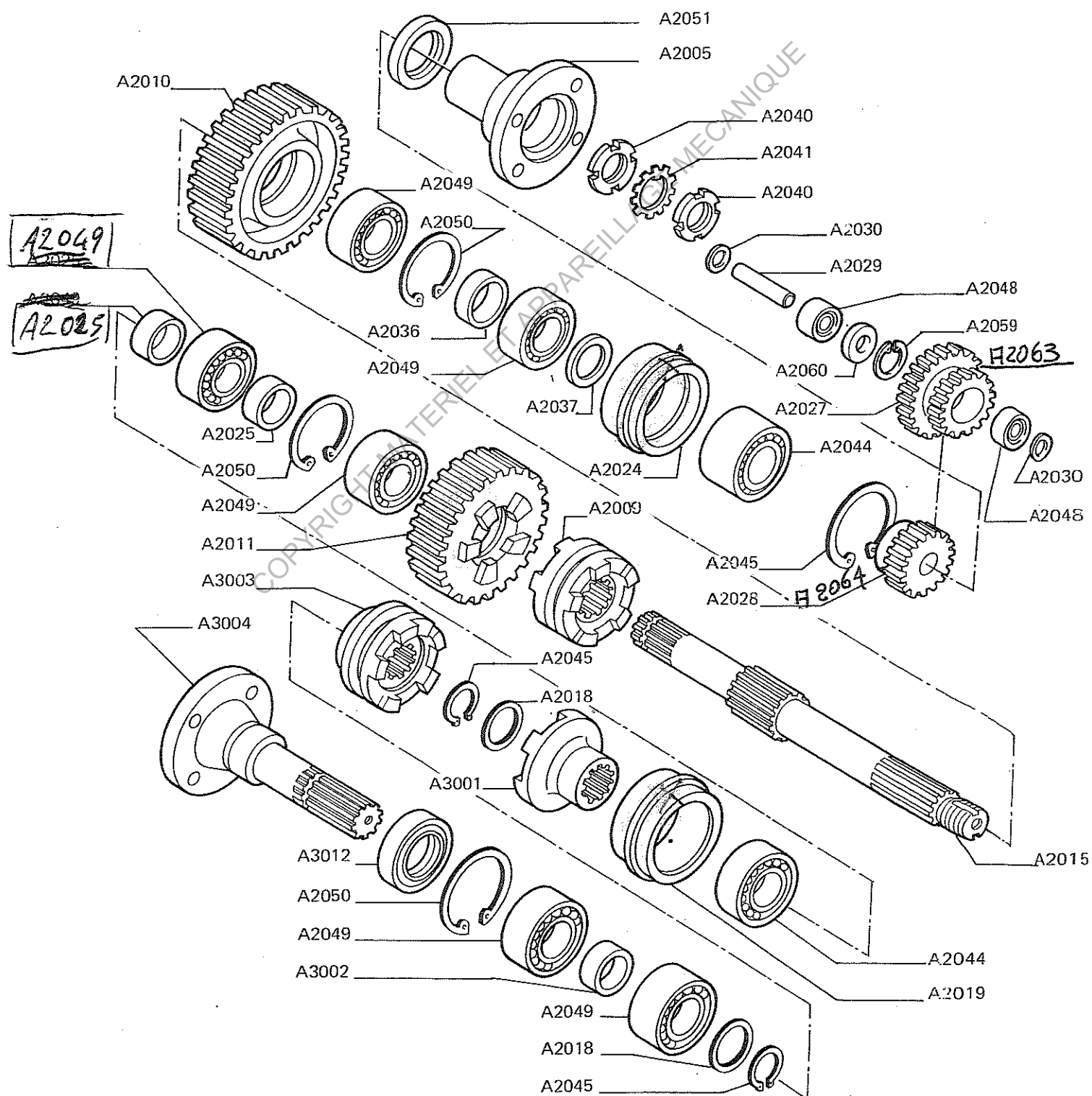





# TAV. 17 - INGRANAGGI RIDUTTORE - FIG. 2/2

Note: Dis H 2063. Sney. conta Kim

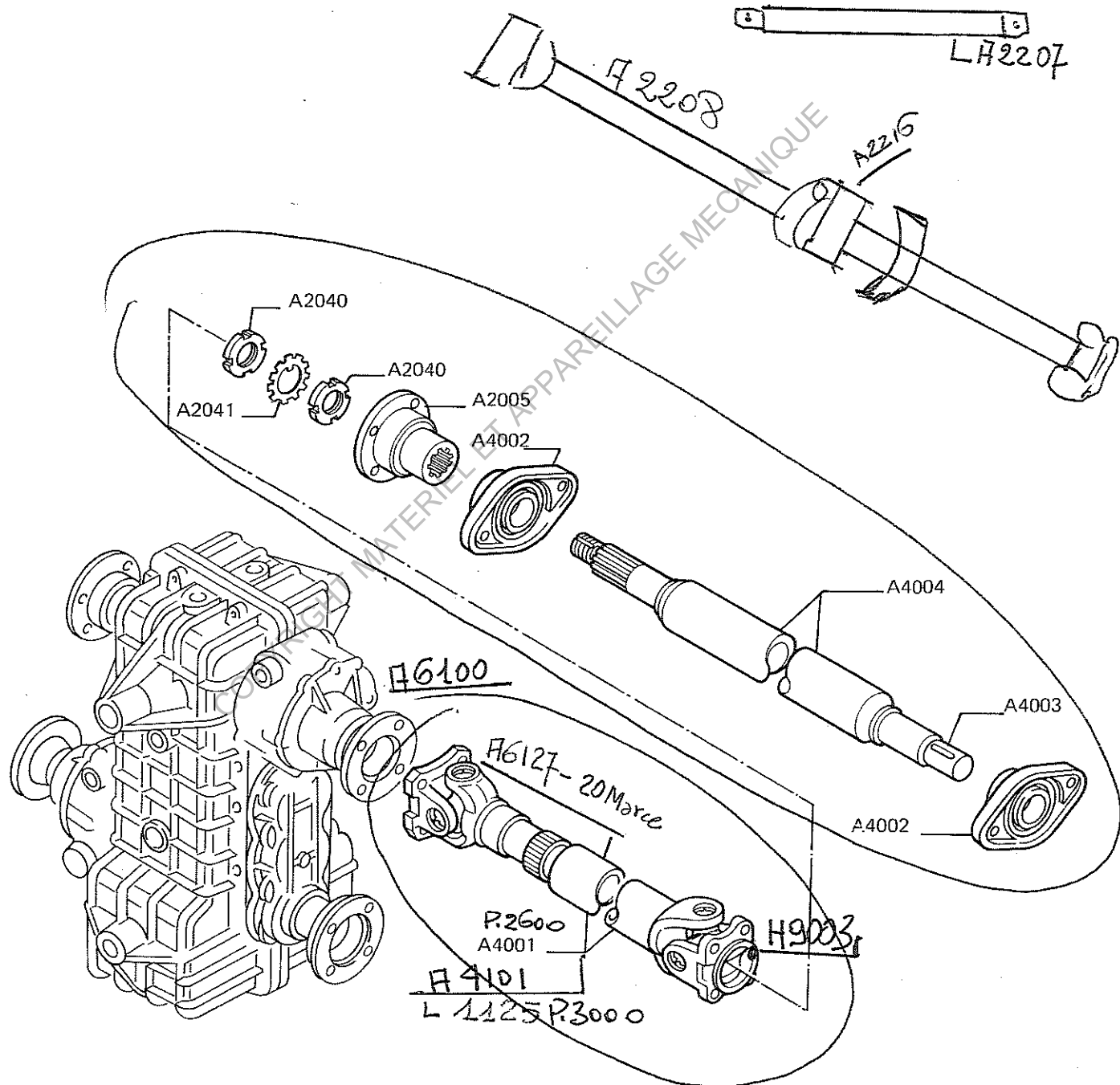
H 2064






# TAV. 18 - COMANDO PRESA DI FORZA

Note: Dis H6100-Rid. 20 Marce  
Riduttore 20 Marce, Vedere Stampata  
H6100 Fino H6144  
Dis H4101 Cardano L. 1125  
Dis H9003 - Flangia  
Dis H2207 - Faccia  
Dis A2208 - Card. Senza Riduttore  
" A6127 - Card. 20 Marce  
" A2216 - SUPPORTO







TAV. 19 – PONTE ANTERIORE – FIG. 1/2

Note:

---

---

---

---

---

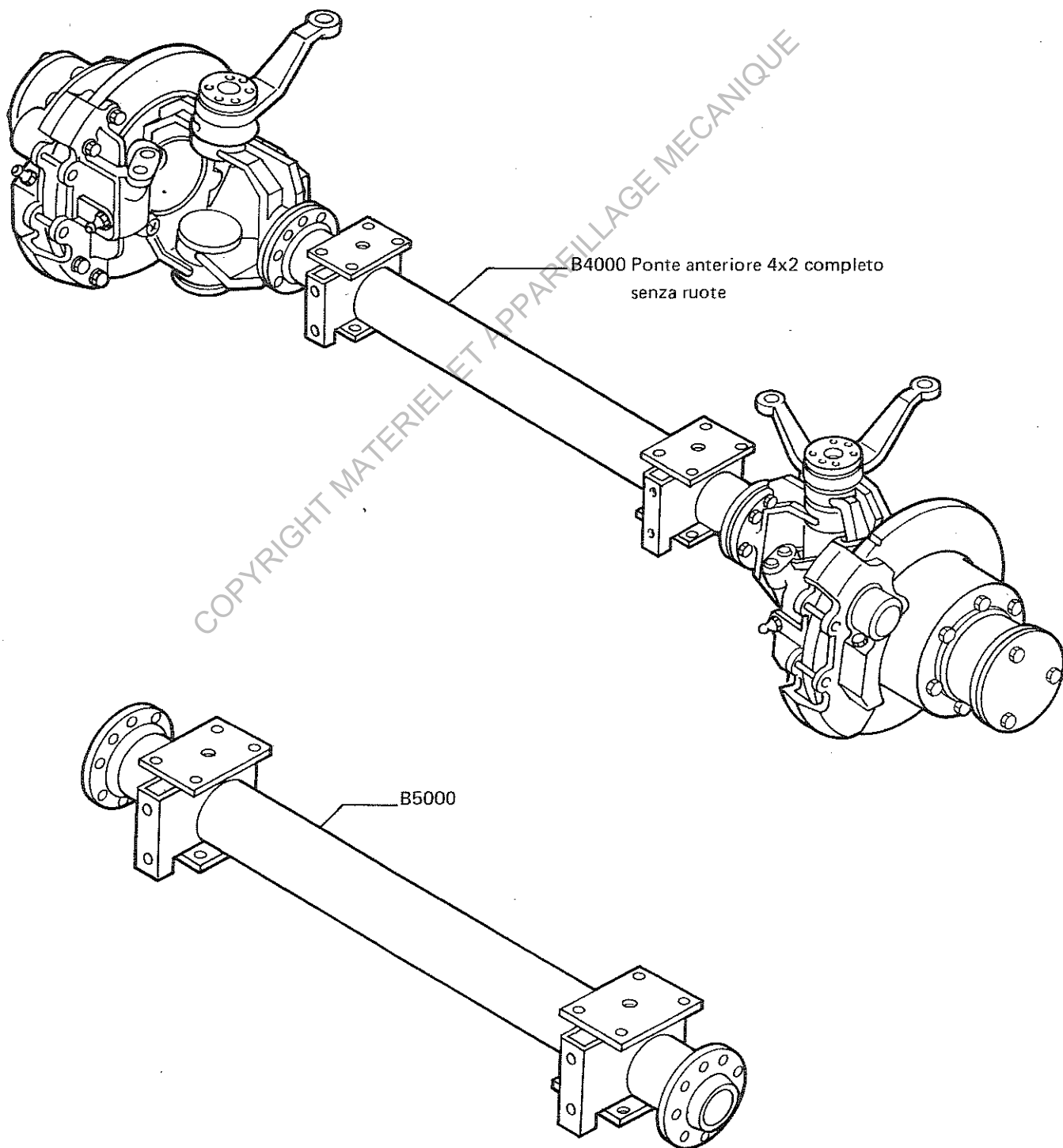
---


---

---

---

---





TAV. 19 – PONTE ANTERIORE – FIG. 2/2

Note:

---

---

---

---

---

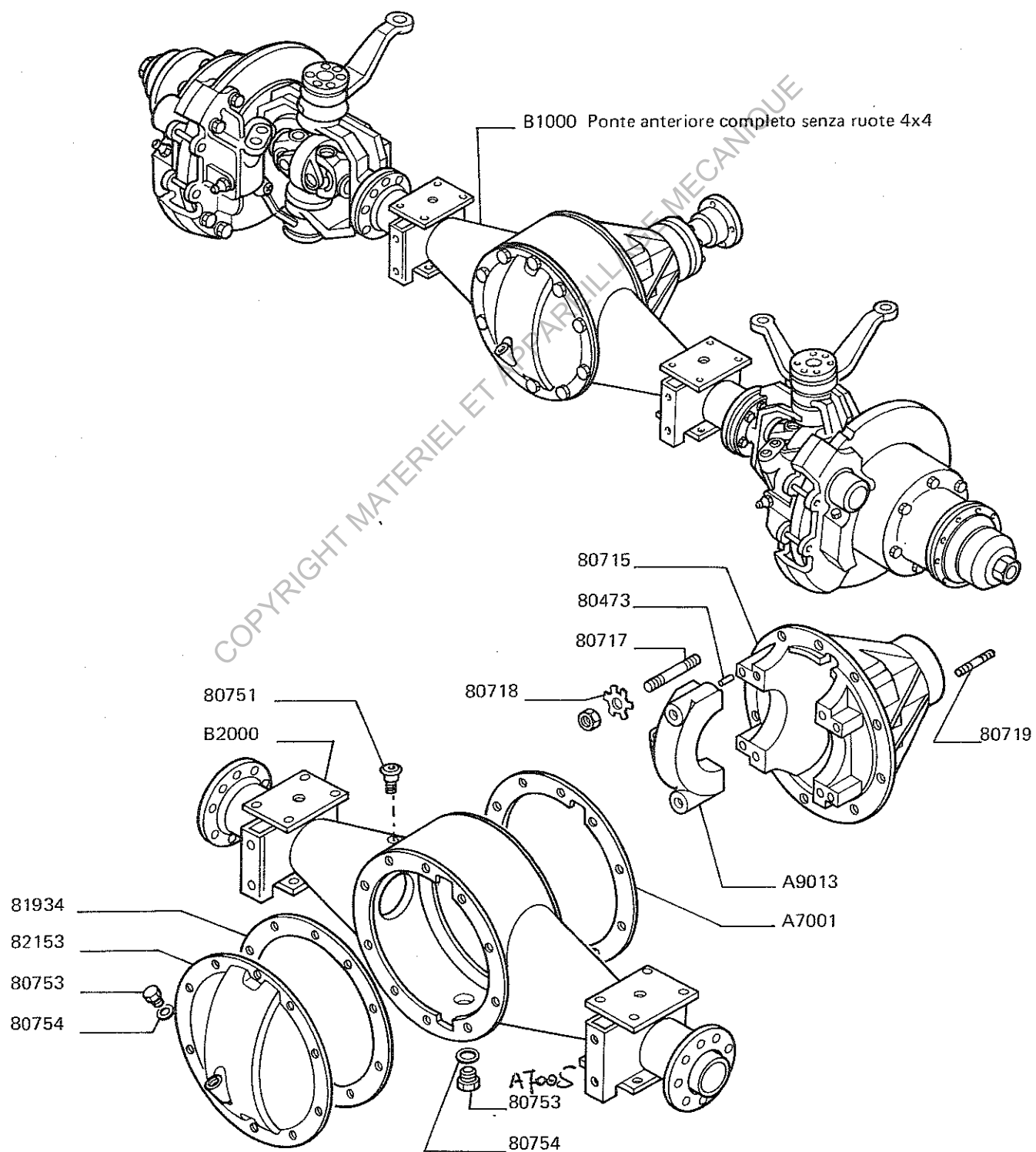
---


---

---

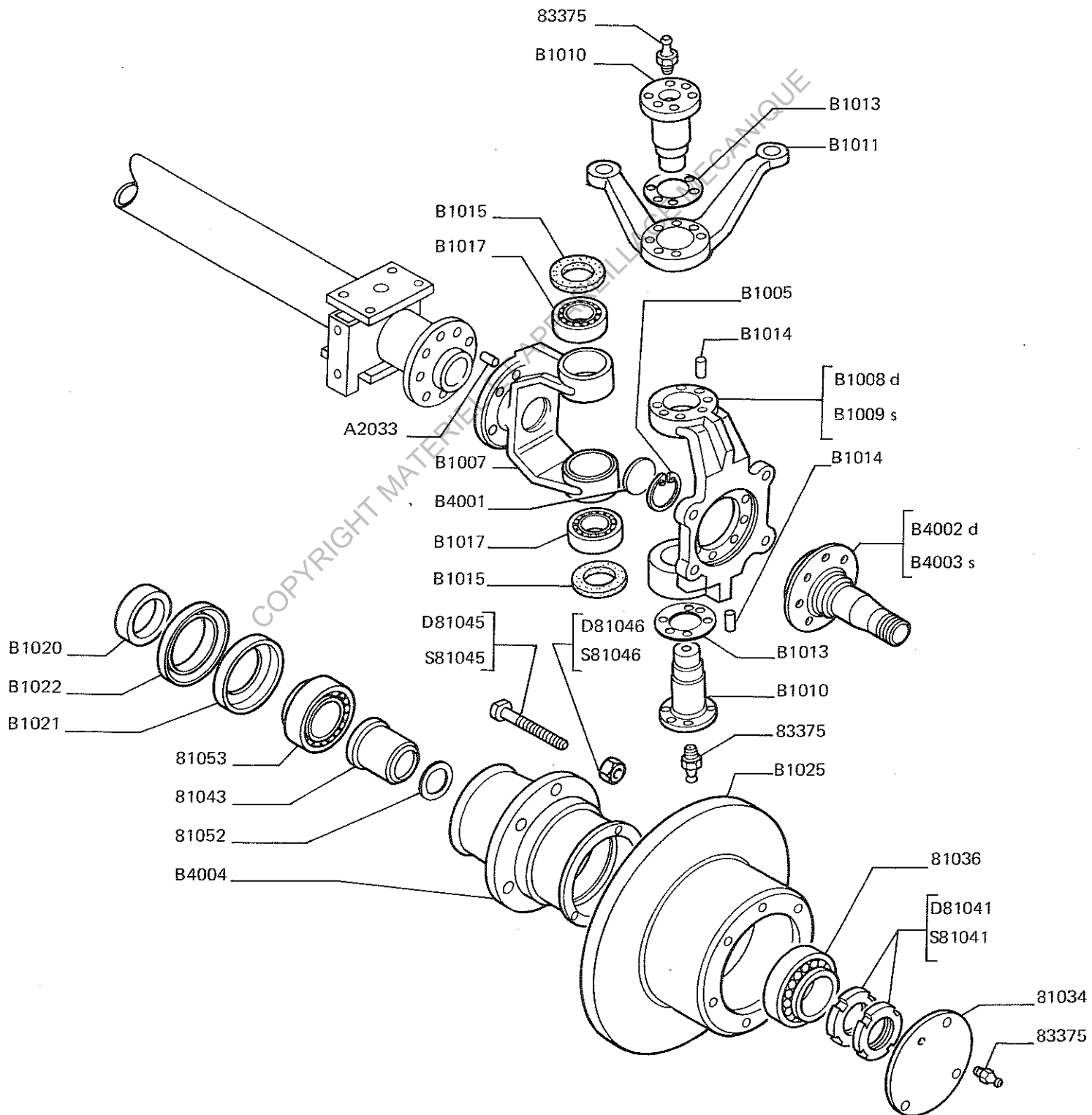
---

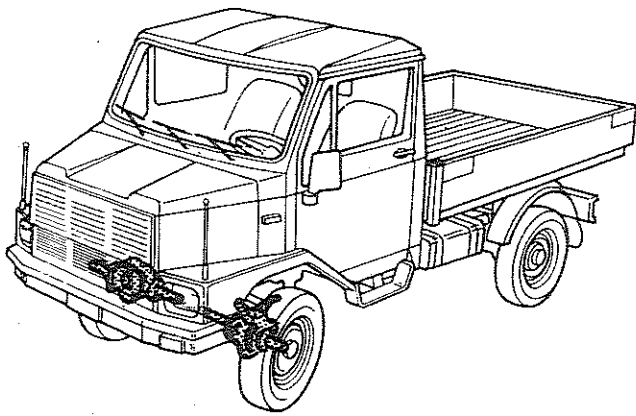
---





Note: \_\_\_\_\_  
 \_\_\_\_\_  
 \_\_\_\_\_  
 \_\_\_\_\_  
 \_\_\_\_\_  
 \_\_\_\_\_  
 \_\_\_\_\_





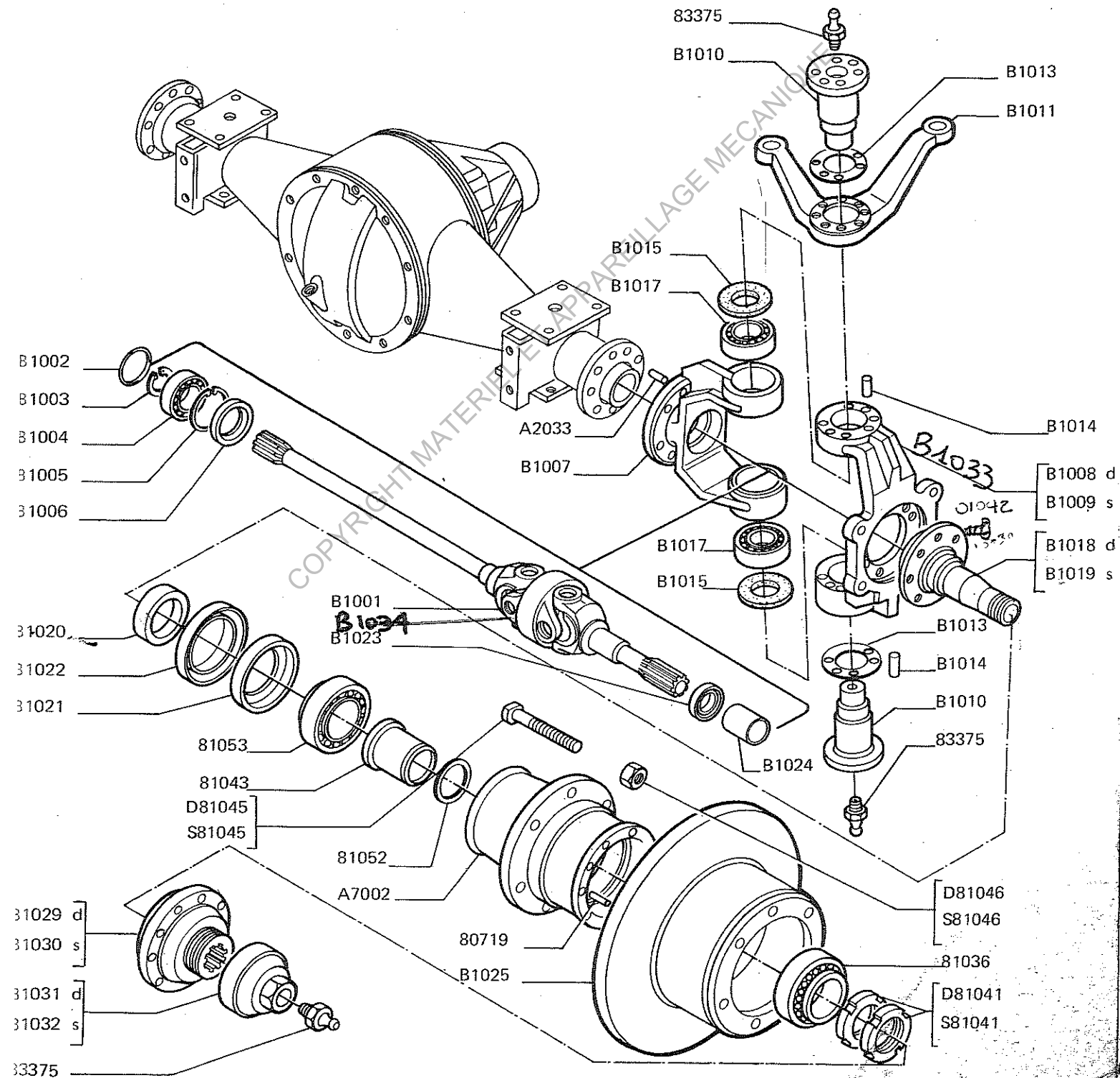
TAV. 20 - SEMISNODI - FIG. 2/2


Note:

Dis. B1034 crociera

B1033 Snodo Doppia Pinza

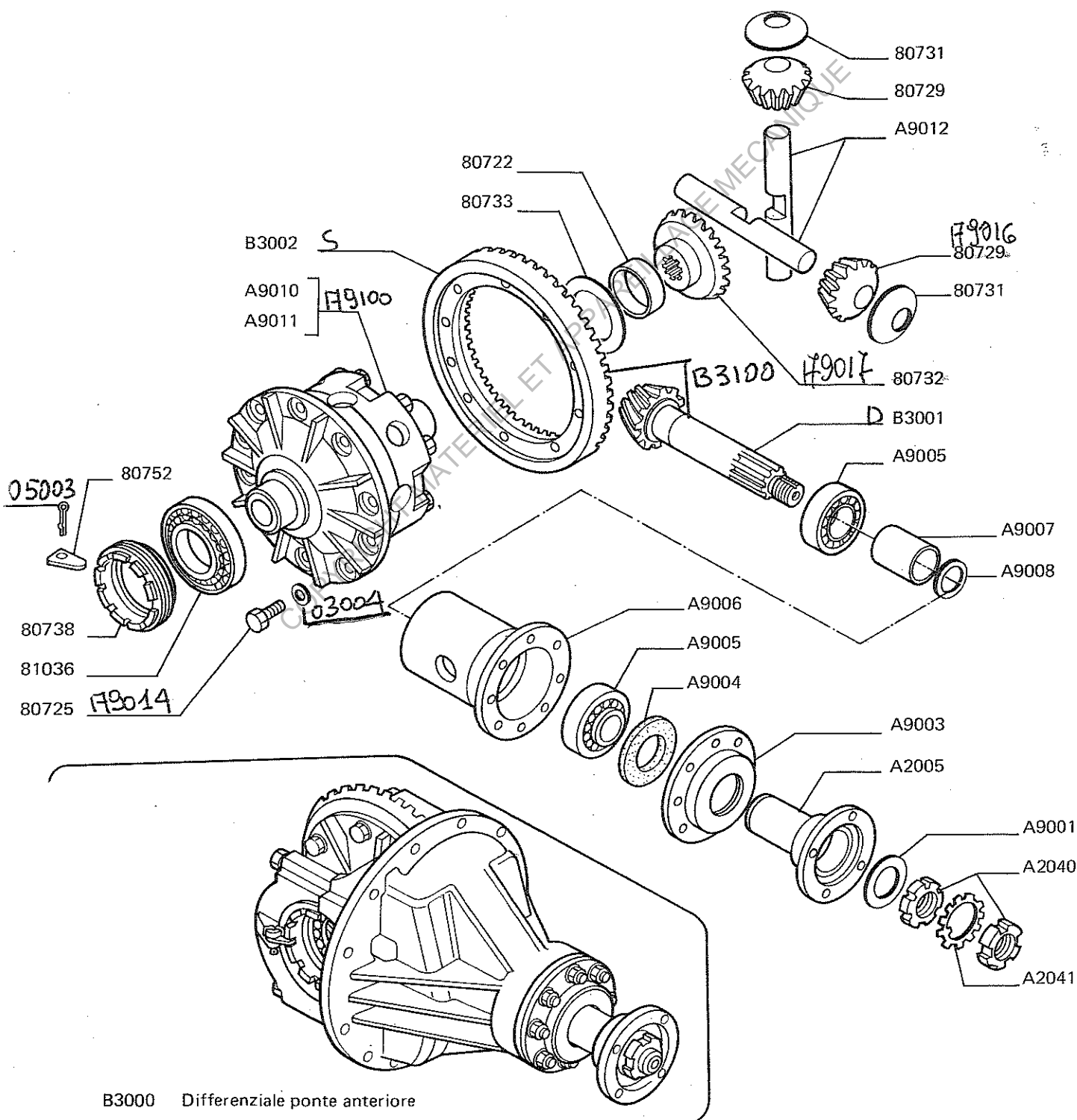
B1501 SEMIASSE con BLOCCE






# TAV. 21 - DIFFERENZIALE ANTERIORE

Note: Dis. B3100 - Coppia conica Hmt.  
" F9100 Scar. Portastellite completa  
" F9014 - Vite.  
" 03004 - Rond. B  
" 05003 - Cgiliccia



B3000 Differenziale ponte anteriore

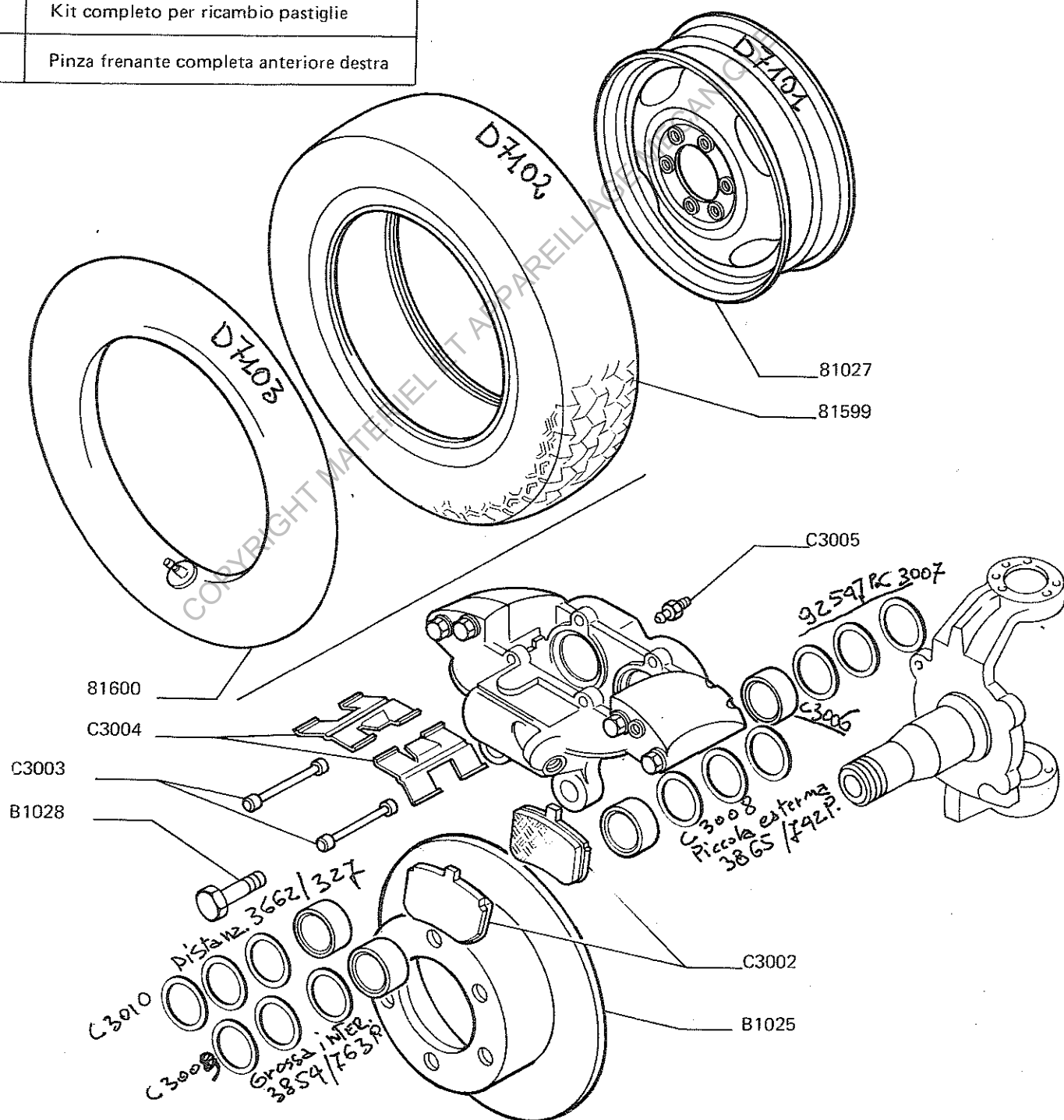


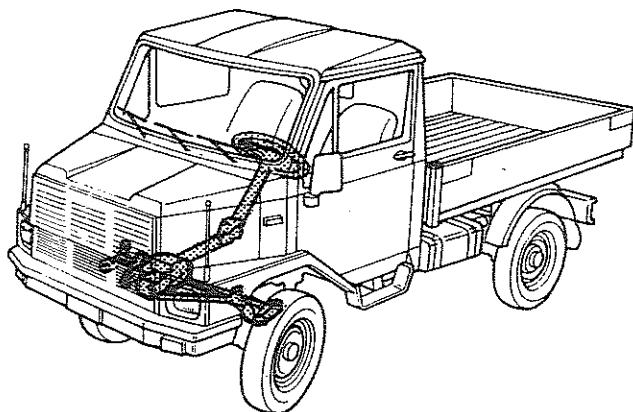
## TAV. 22 - RUOTE ANTERIORI

Note: Dis 7101 cerchio 550x16  
 11 7102 Copertone 750x16  
 11 7103 Camera  
 11 7100 Ruota completa 19x400

D7000 Ruota completa 750x16	D7100 Ruota completa 19x400
-----------------------------	-----------------------------

C3000	Pinza frenante completa anteriore sinistra
C3001	Kit completo per ricambio pastiglie
C4000	Pinza frenante completa anteriore destra

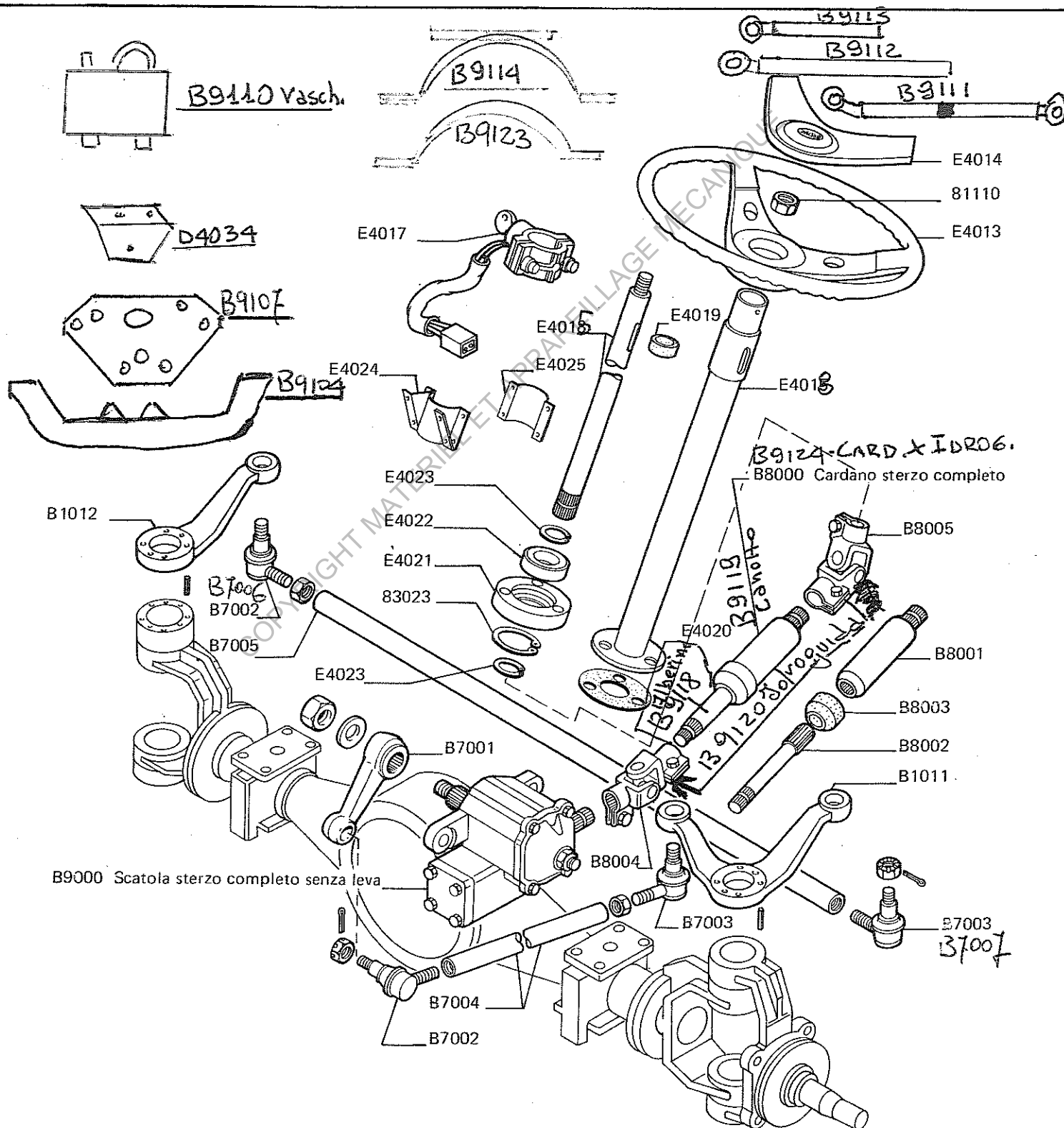





# TAV. 23 - STERZO E COMANDI

Note:

- Dis B9119 - ~~Canotto~~ x idroguida
- B9110 - Vaschetta idroguida
- B4034 - Piastrina
- B9114 - Fascia
- B9126 - Snodo
- B9117 - Albero x idroguida
- B9107 - Piastra
- B9104 - Sullenti
- B7006 - Salioli Accidia
- B7007 -





# TAV. 24 – SCATOLA STERZO COMPLETA

Note:

---

---

---

---

---

---

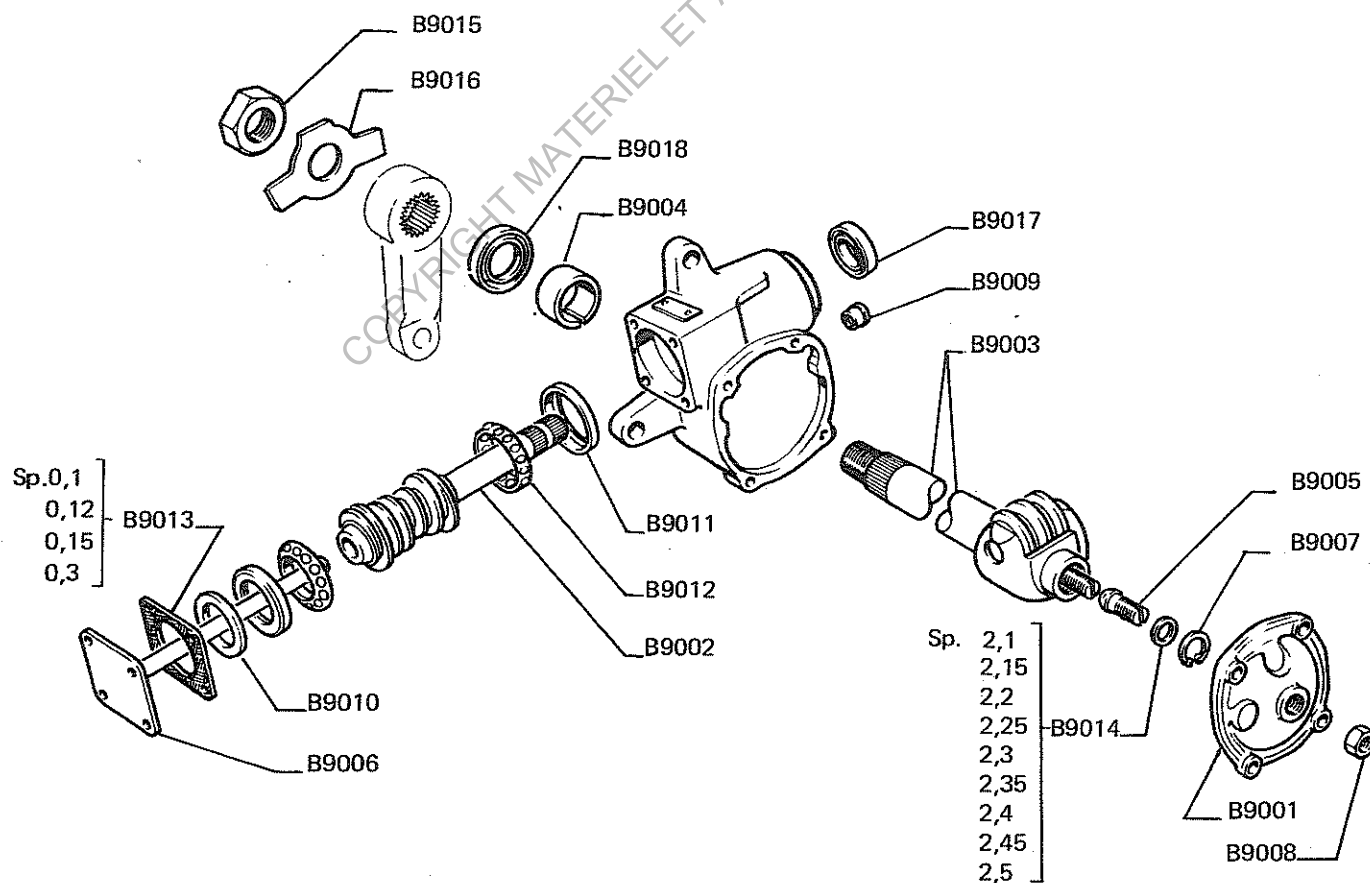
---

---

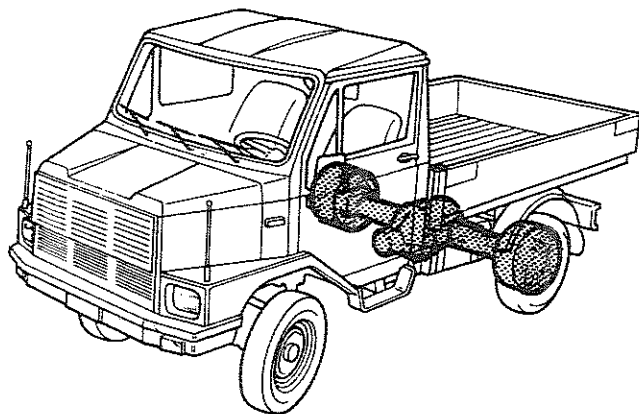
---

---

B9000	Scatola sterzo completa
-------	-------------------------







TAV. 25 – PONTE POSTERIORE – FIG. 1/2

Note:

---

---

---

---

---

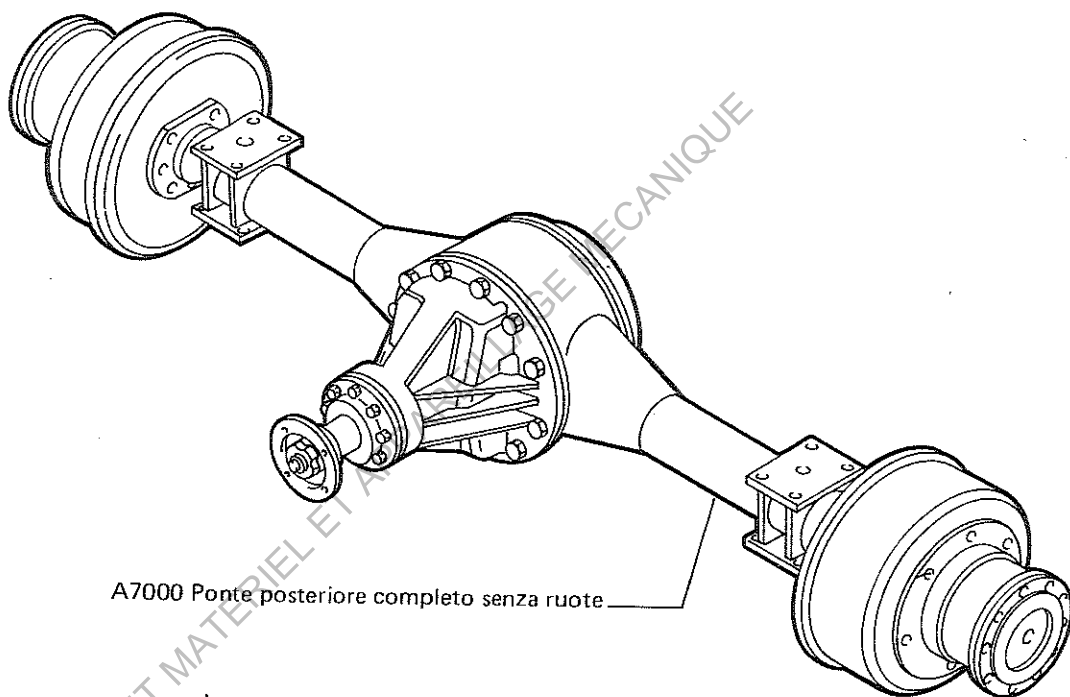
---

---

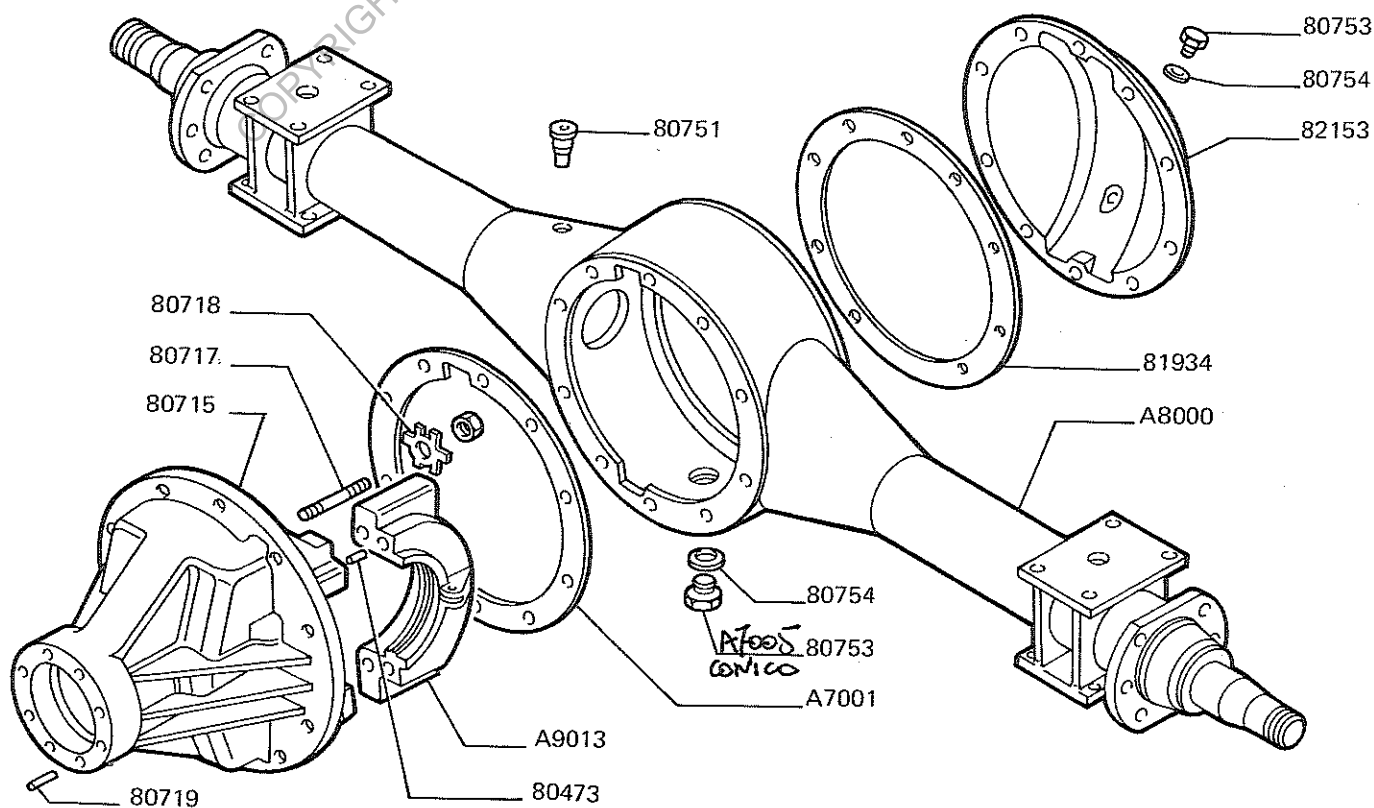
---


---

---



A7000 Ponte posteriore completo senza ruote





TAV. 25 – PONTE POSTERIORE – FIG. 2/2

Note:

---

---

---

---

---

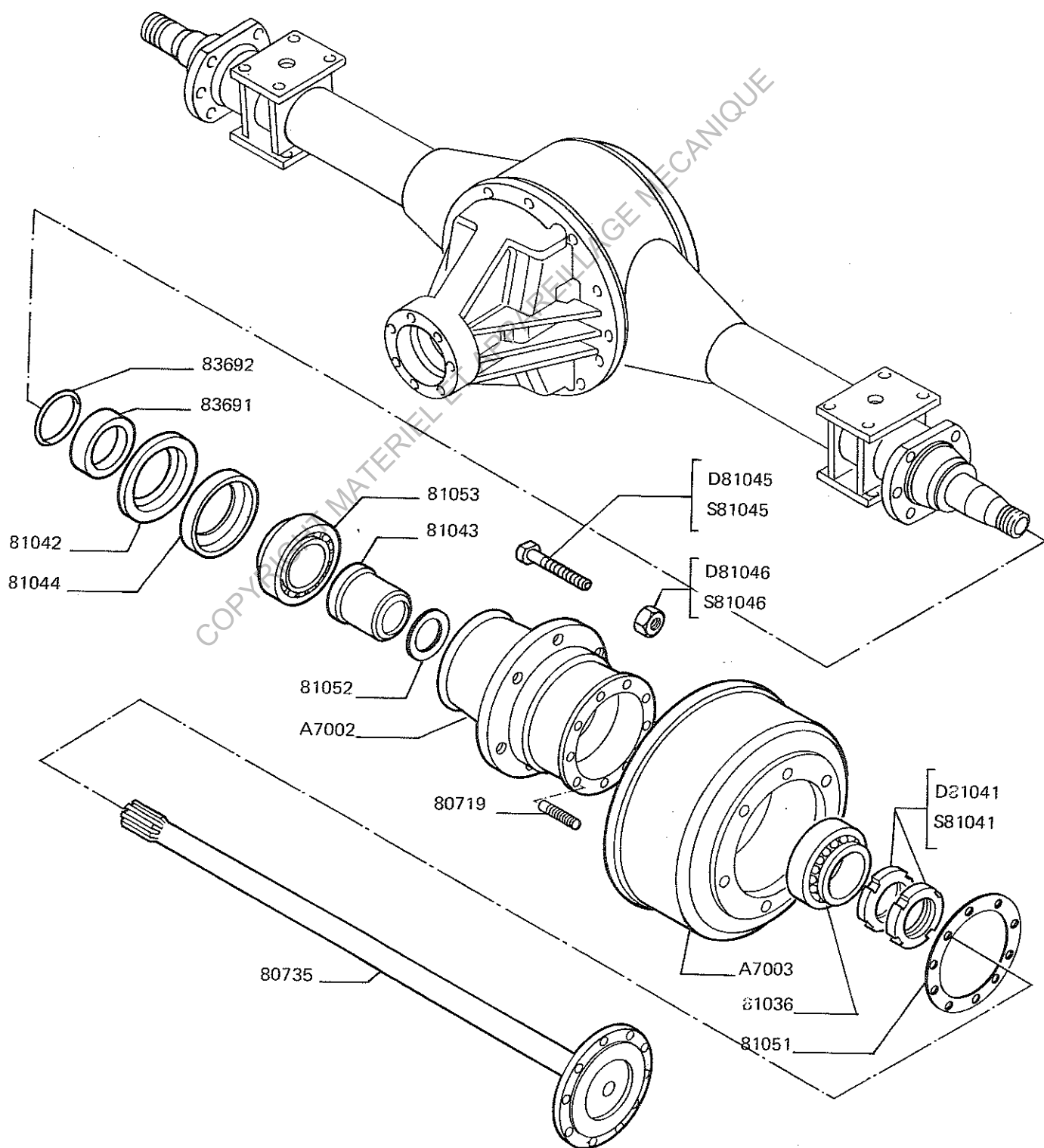
---


---

---

---

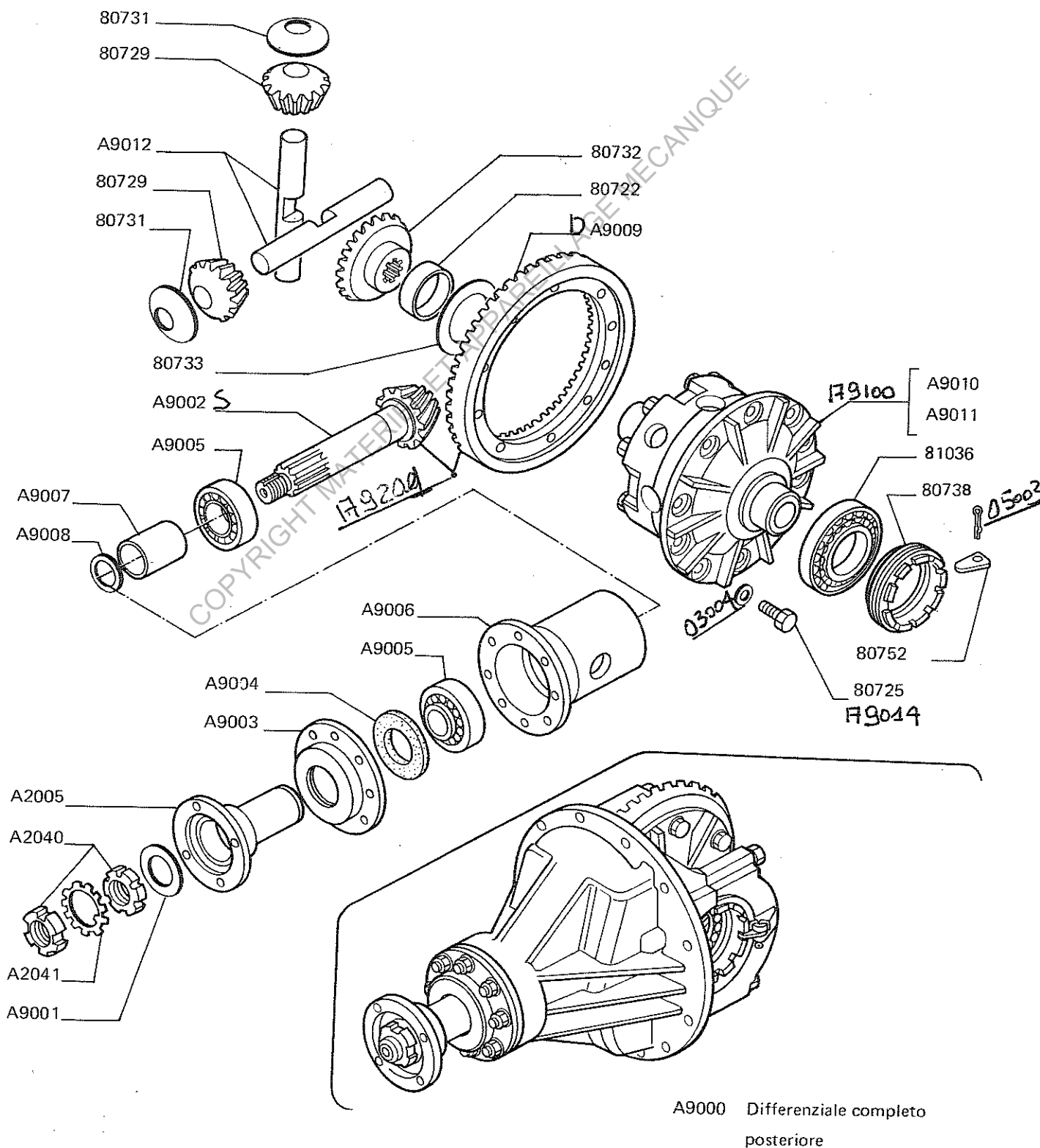
---





# TAV. 26 - DIFFERENZIALE POSTERIORE

Note: Dis. F9202 6 flia conica  
11 F9100 Scala Portello Completa



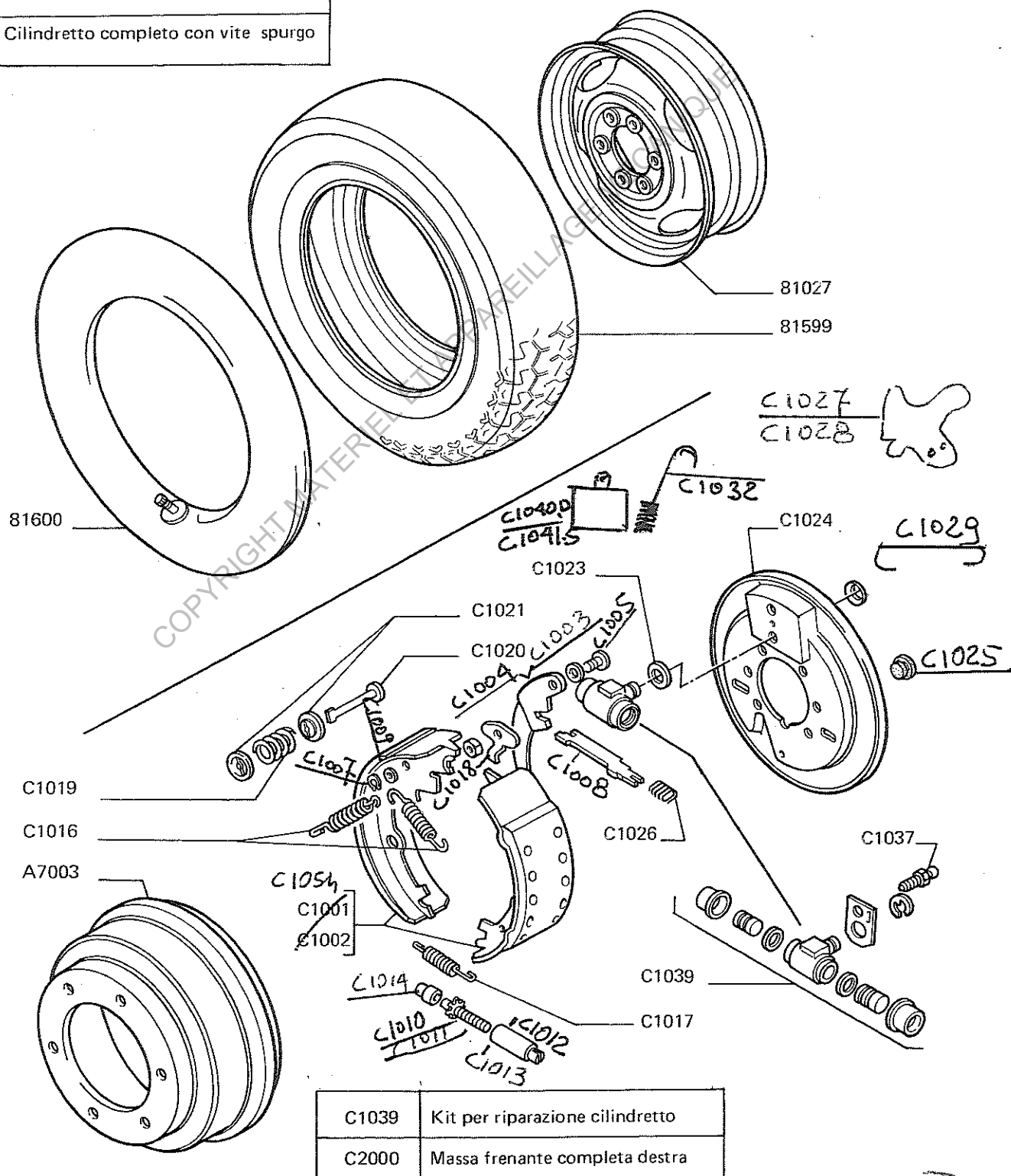


**Note:**


Note:

DISC 1003	Levalid	C1018	Pia No
" C1004	" S	C1021	" Regatio
" C1005	Perno	C1025	" "
" C1006	Molla Tezza	C1029	Gancio
" C1007	Rondella		
" C1008	Leva-Traversi		
" C1009	Seppor	C1032	Tirante
" C1010	Vited B	C1040	Pia Sprind D
" C1011	" S	C1041	" S
" C1012	DANO D		
" C1013	" S		
" C1014	Vite Roz		

C1000	Massa frenante completa sinistra
C1038	Cilindretto completo con vite spurgo

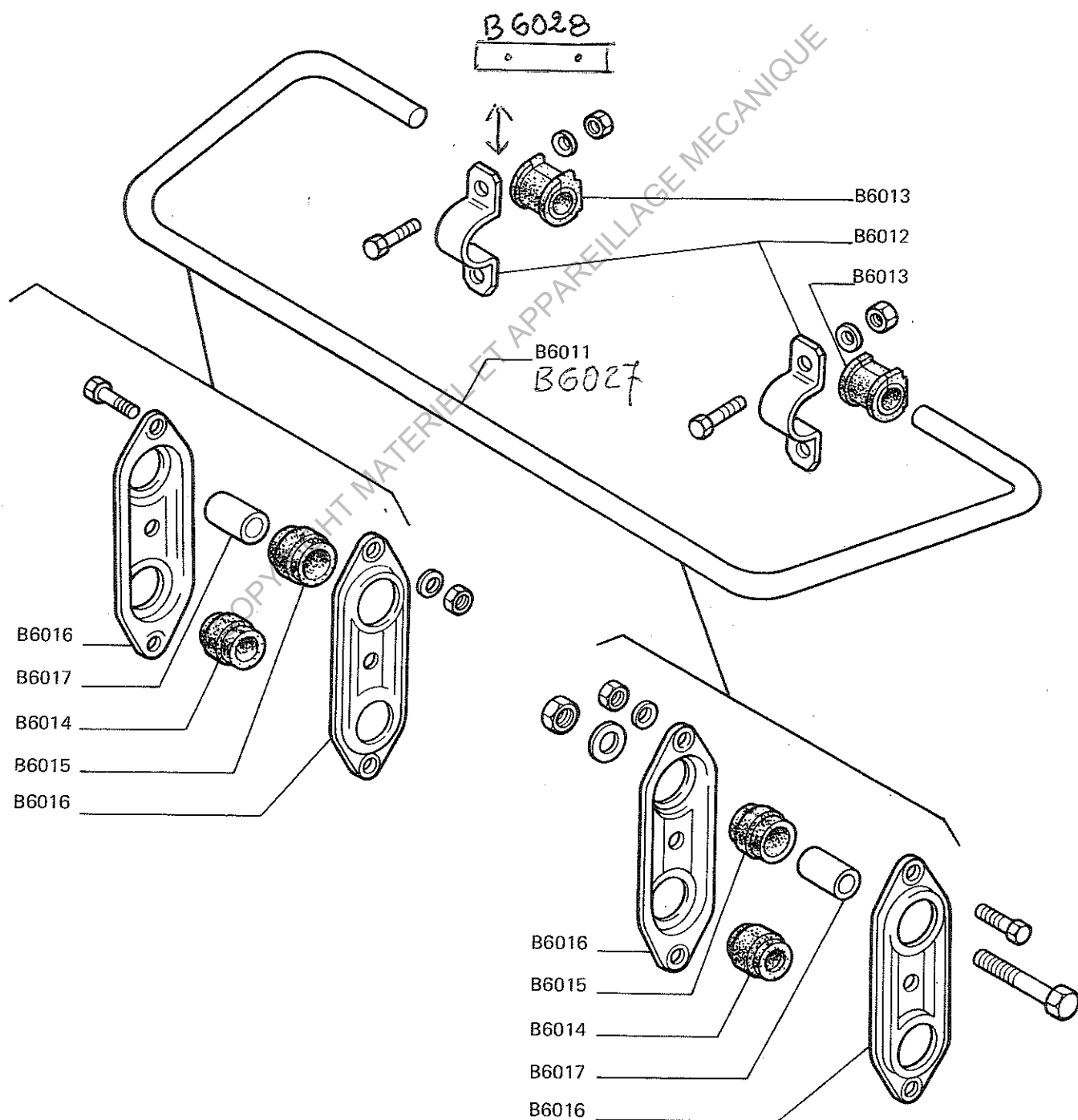



C1039	Kit per riparazione cilindretto
C2000	Massa frenante completa destra



# TAV. 29 – BARRA STABILIZZATRICE ANTERIORE

Note: Dis B6028 Dist. Piatto 30x10



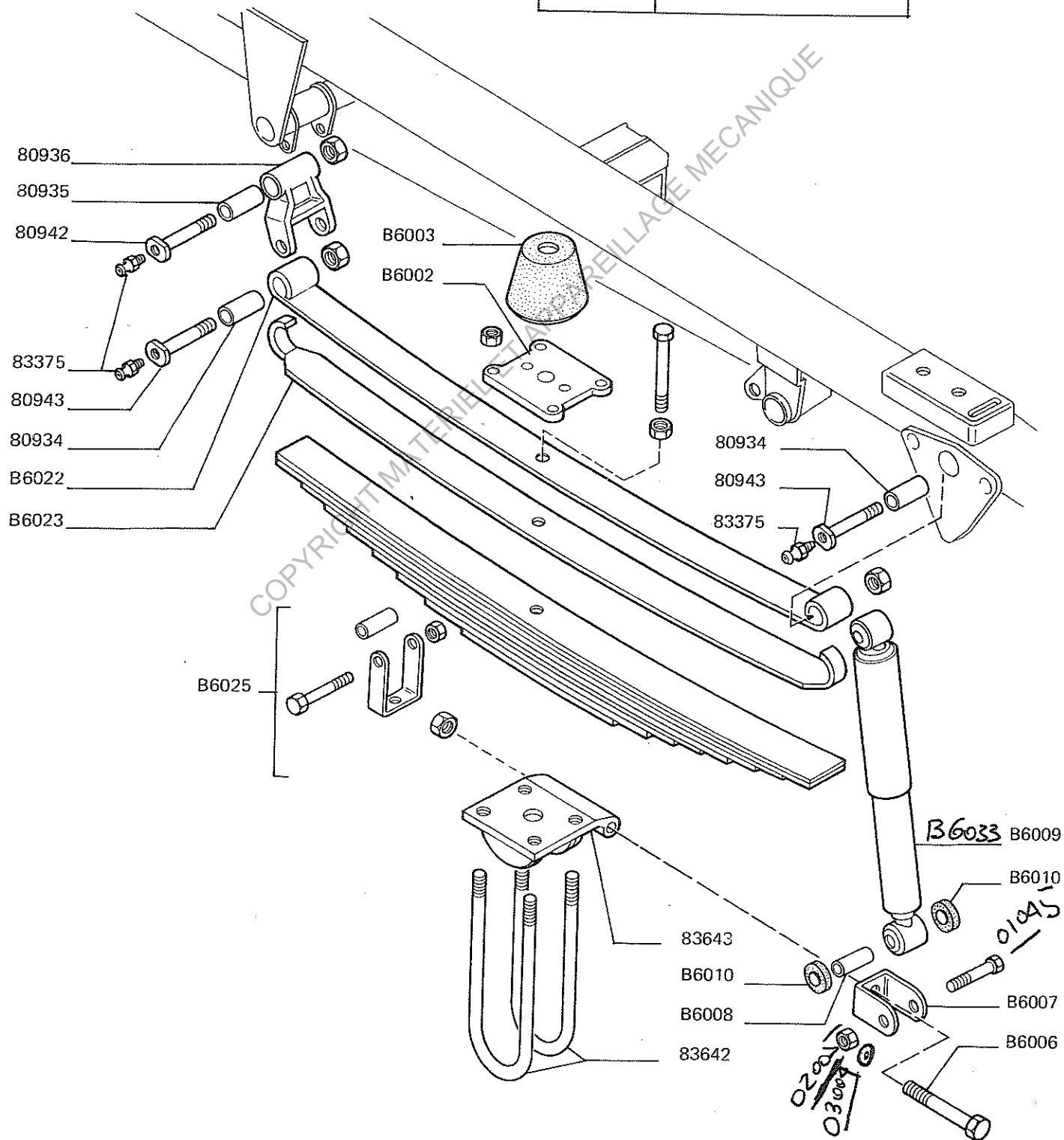



# TAV. 28 – BALESTRA ANTERIORE

Note: dis B6033 - a Doppio Carico

B6001

Balestra completa anteriore





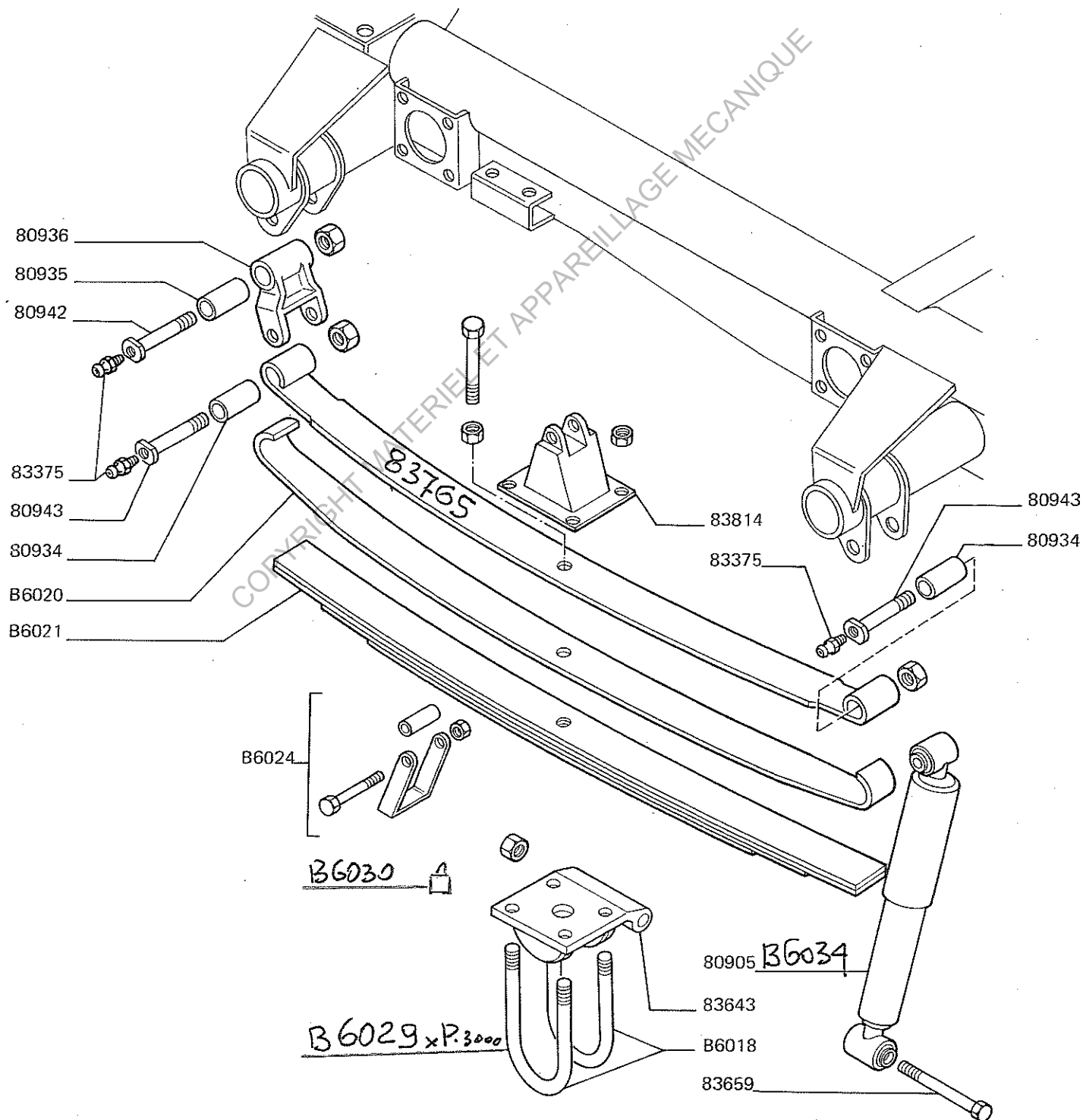
# TAV. 30 - BALESTRA POSTERIORE


Note:

Di B6030-Bussola x P.3000  
 11 B6029-Caratterio x P.3000  
 11 83765-1-Foglio  
 11 B6034-2-Doppio Carico

B6004

Balestra completa posteriore





# TAV. 31 – BARRA STABILIZZATRICE POSTERIORE

Note:

---

---

---

---

---

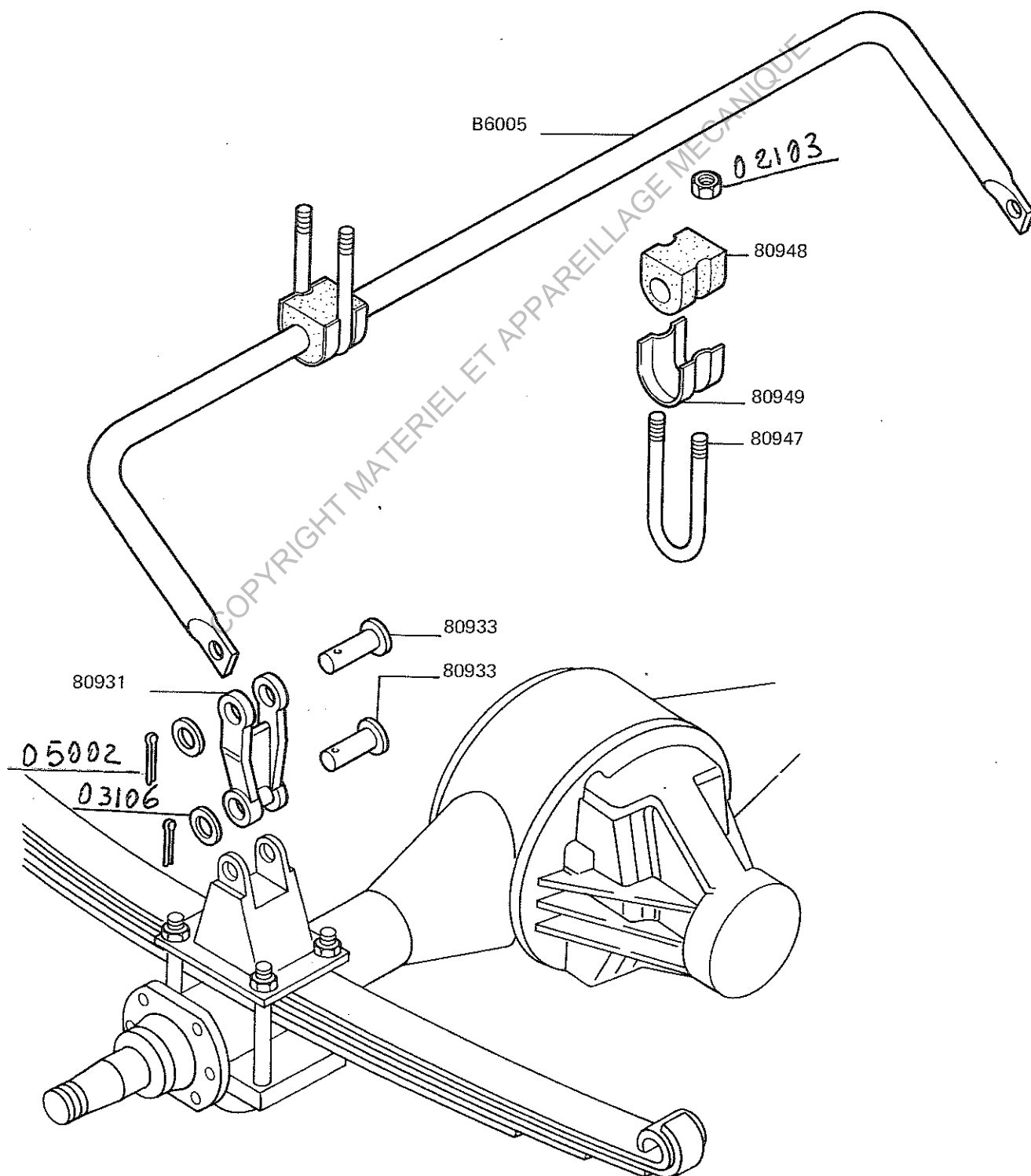
---

---


---

---

---







## TAV. 32 – PEDALIERA

Note:

---

---

---

---

---

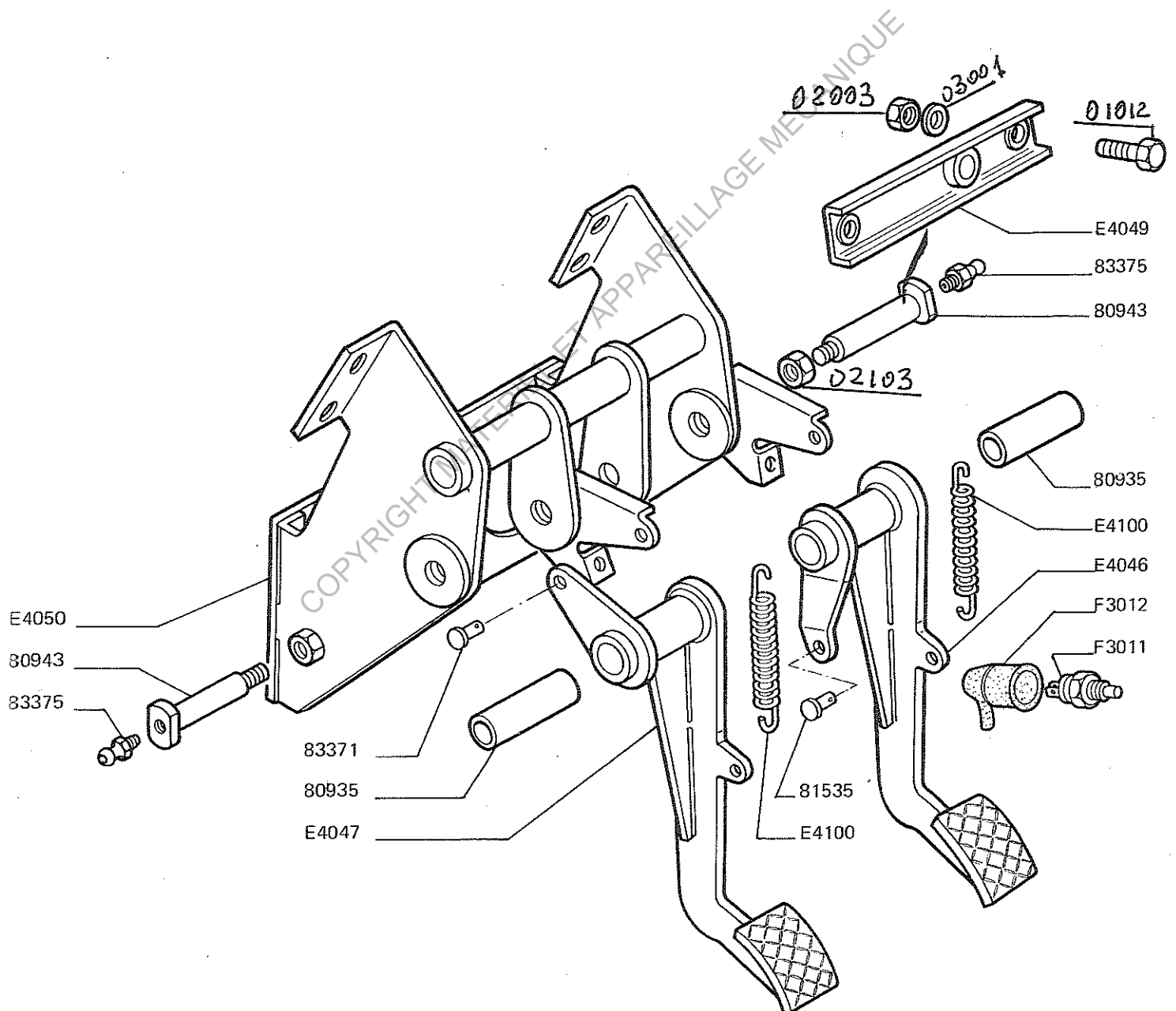
---

---

---

---

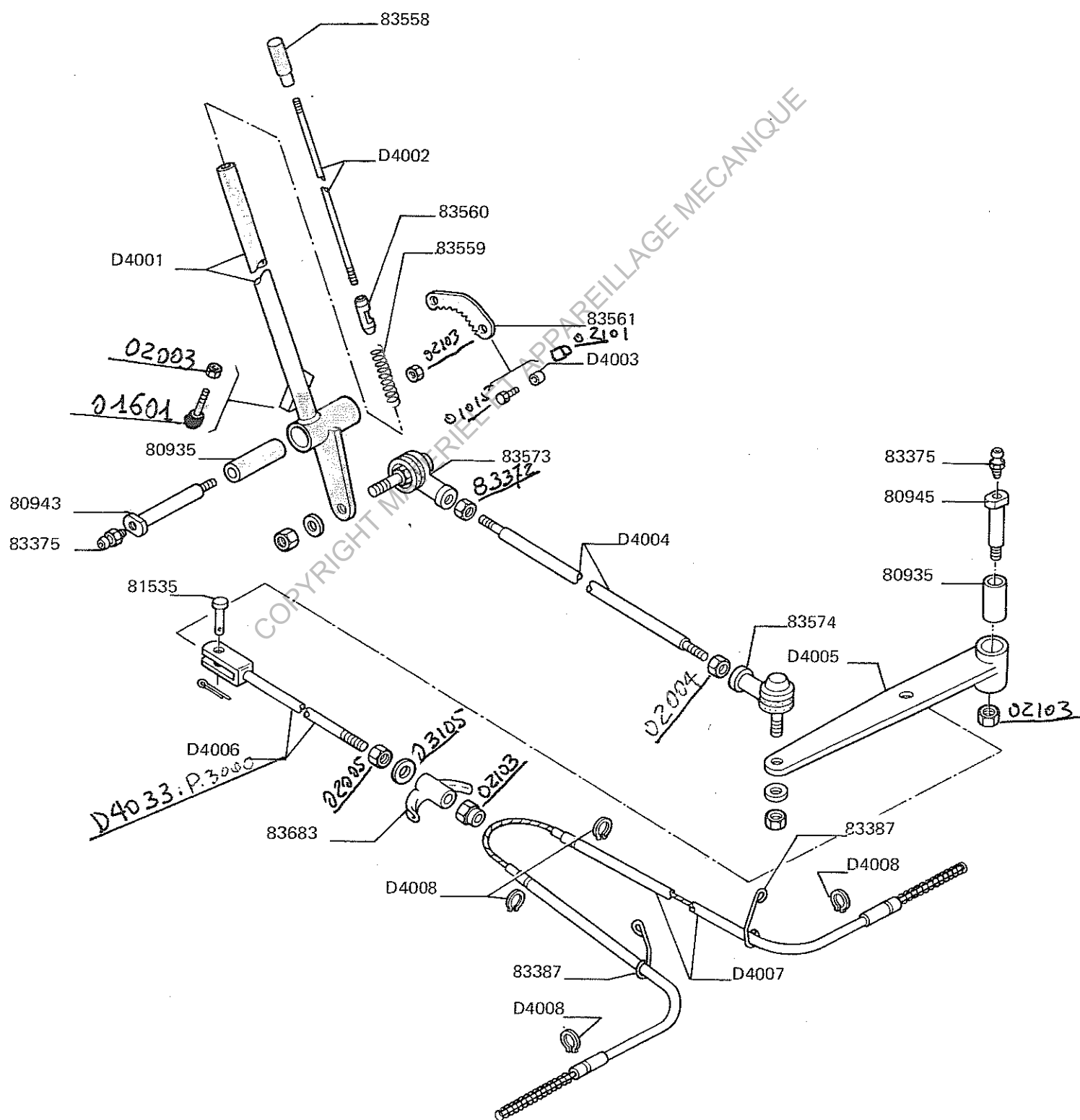
---

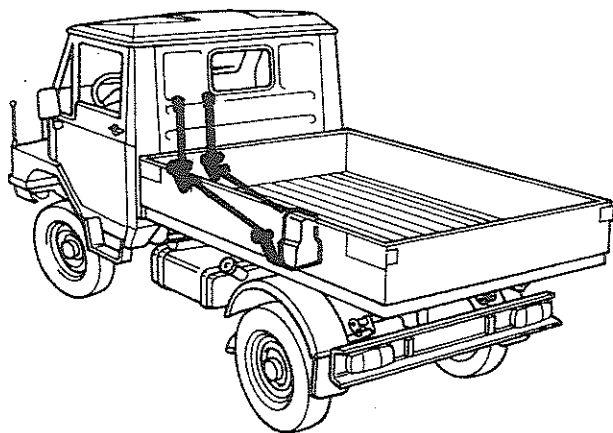






DIS D4004 A LEVA FRENO A MANO  
COMPLETA





# TAV. 35 – LEVERAGGI COMANDO RIDUTTORE E AVANTRENO

Note:

---



---



---



---



---



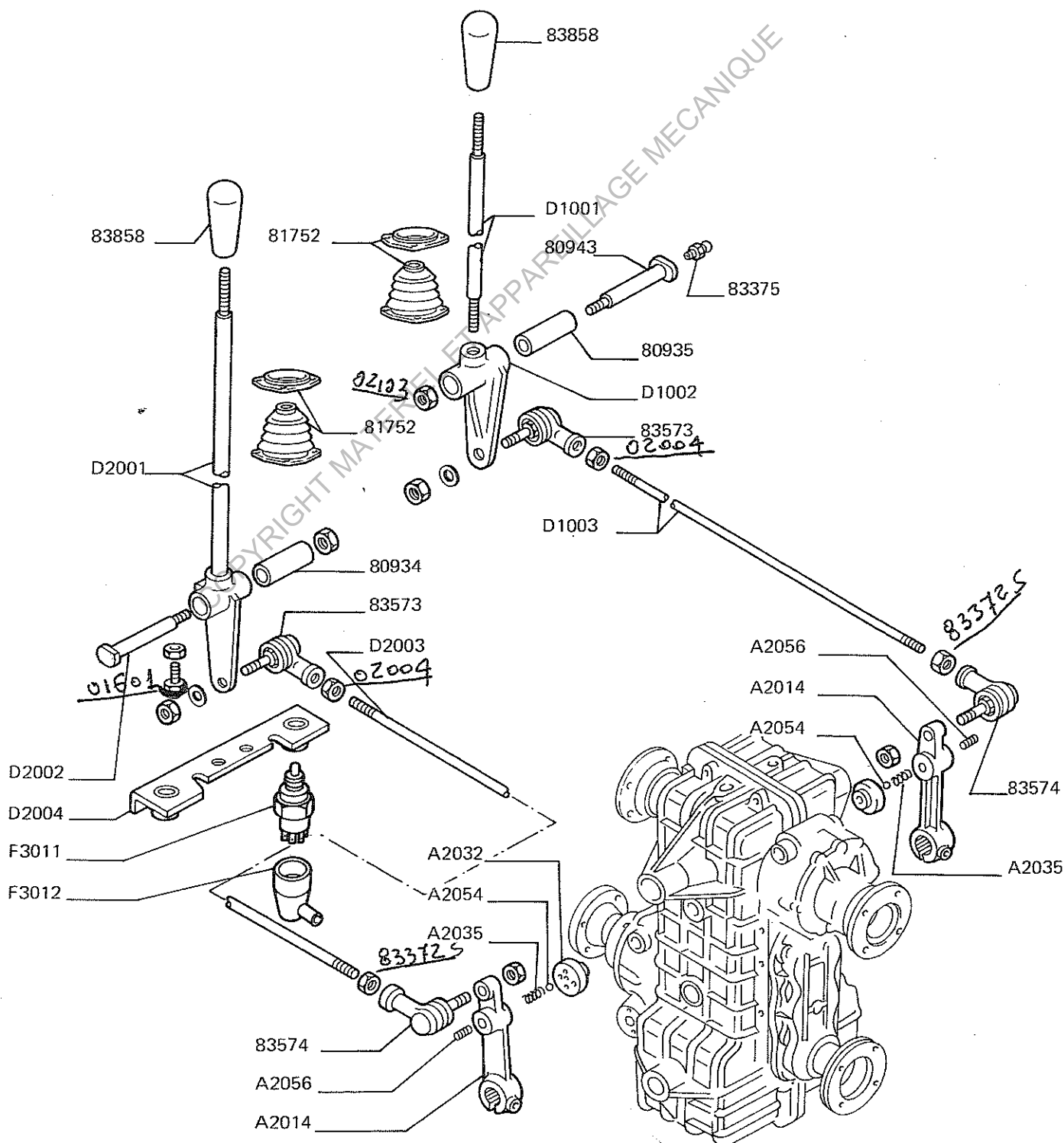
---




---



---





# TAV. 36 – LEVERAGGIO COMANDO PRESA DI FORZA POSTERIORE

Note: \_\_\_\_\_

\_\_\_\_\_

\_\_\_\_\_

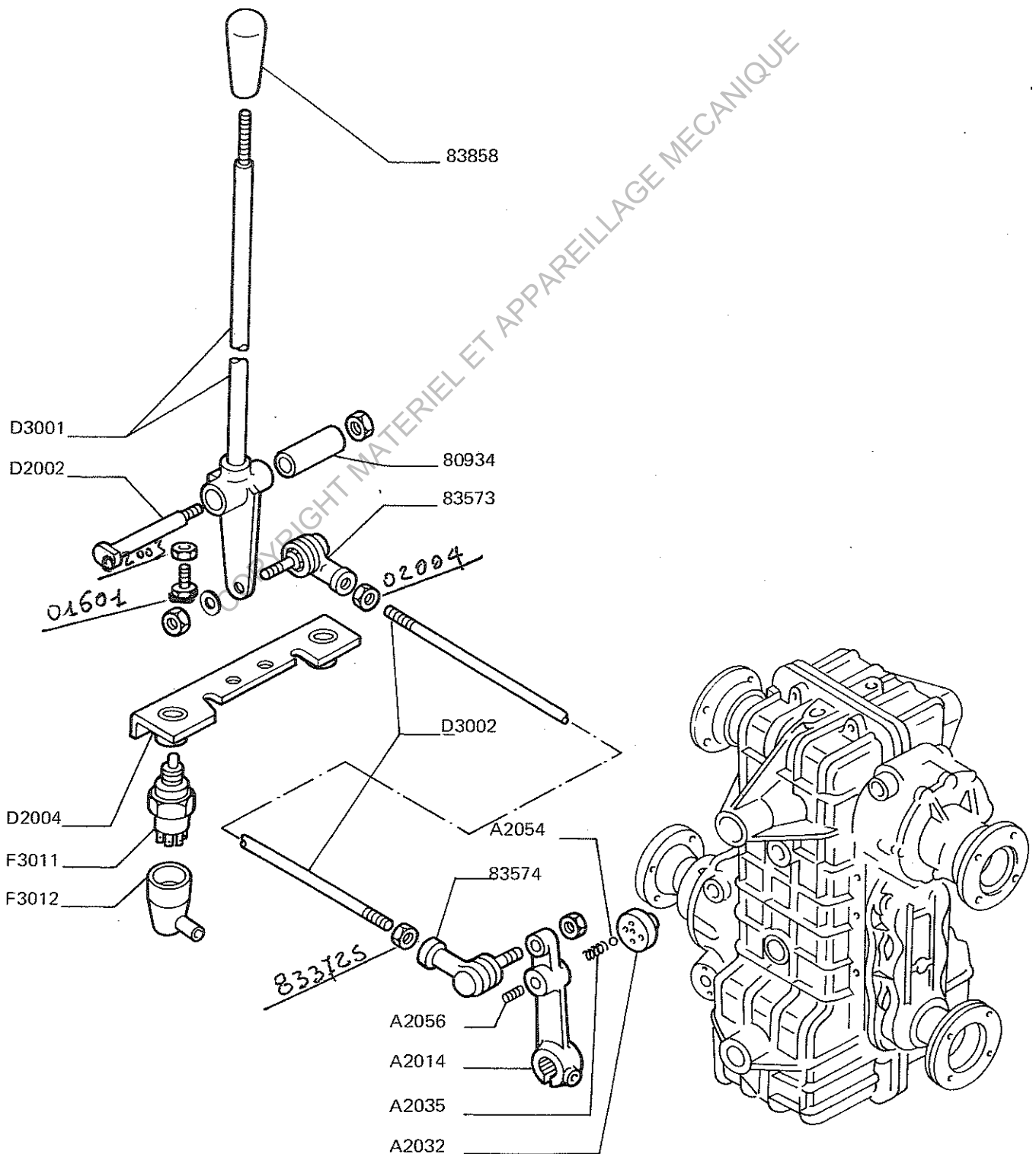
\_\_\_\_\_


\_\_\_\_\_

\_\_\_\_\_

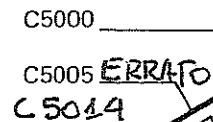
\_\_\_\_\_


\_\_\_\_\_





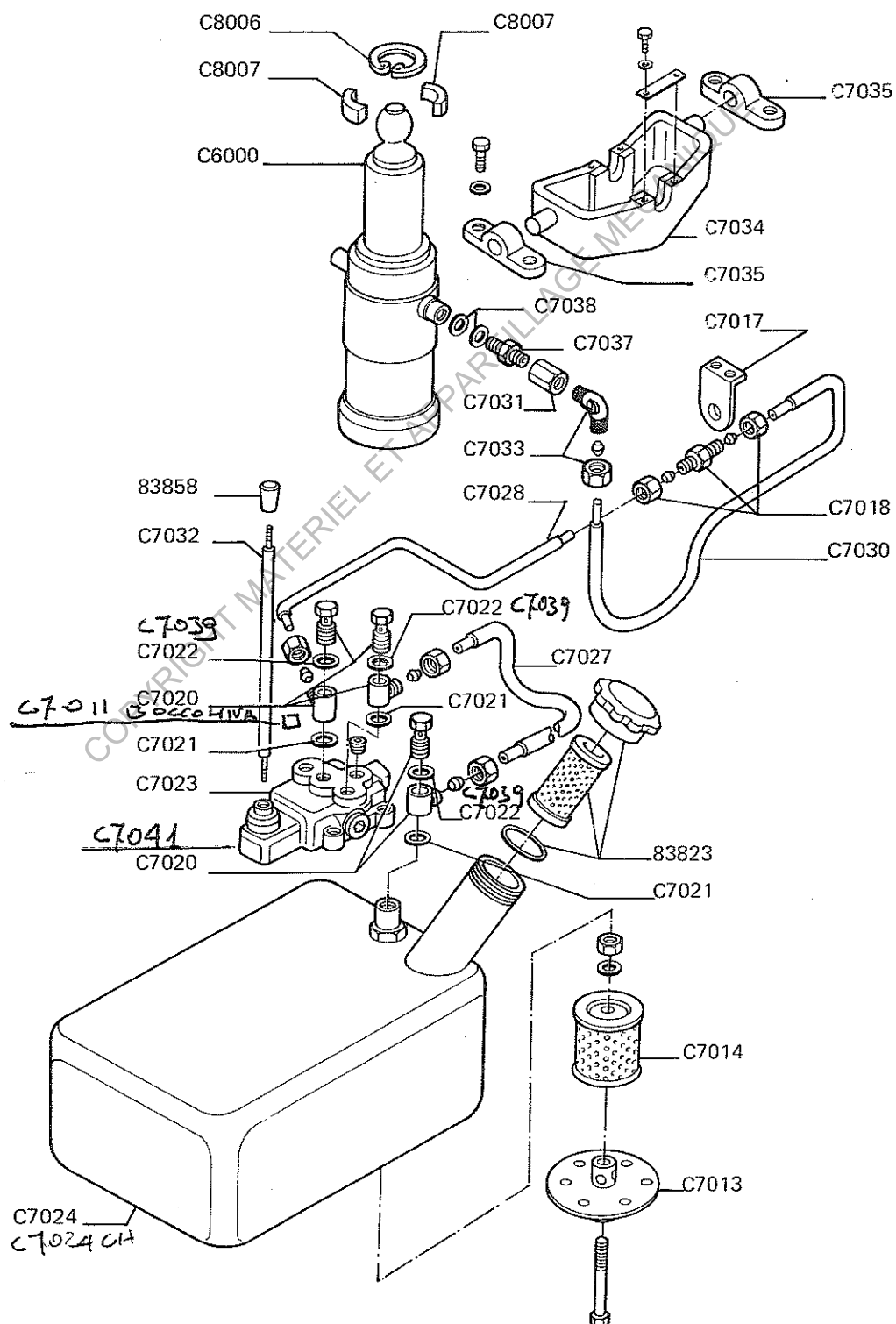
**Note:**






TAV. 38 – RIBALTABILE PER CASSONE

Note: DISC 7041 - Estremita

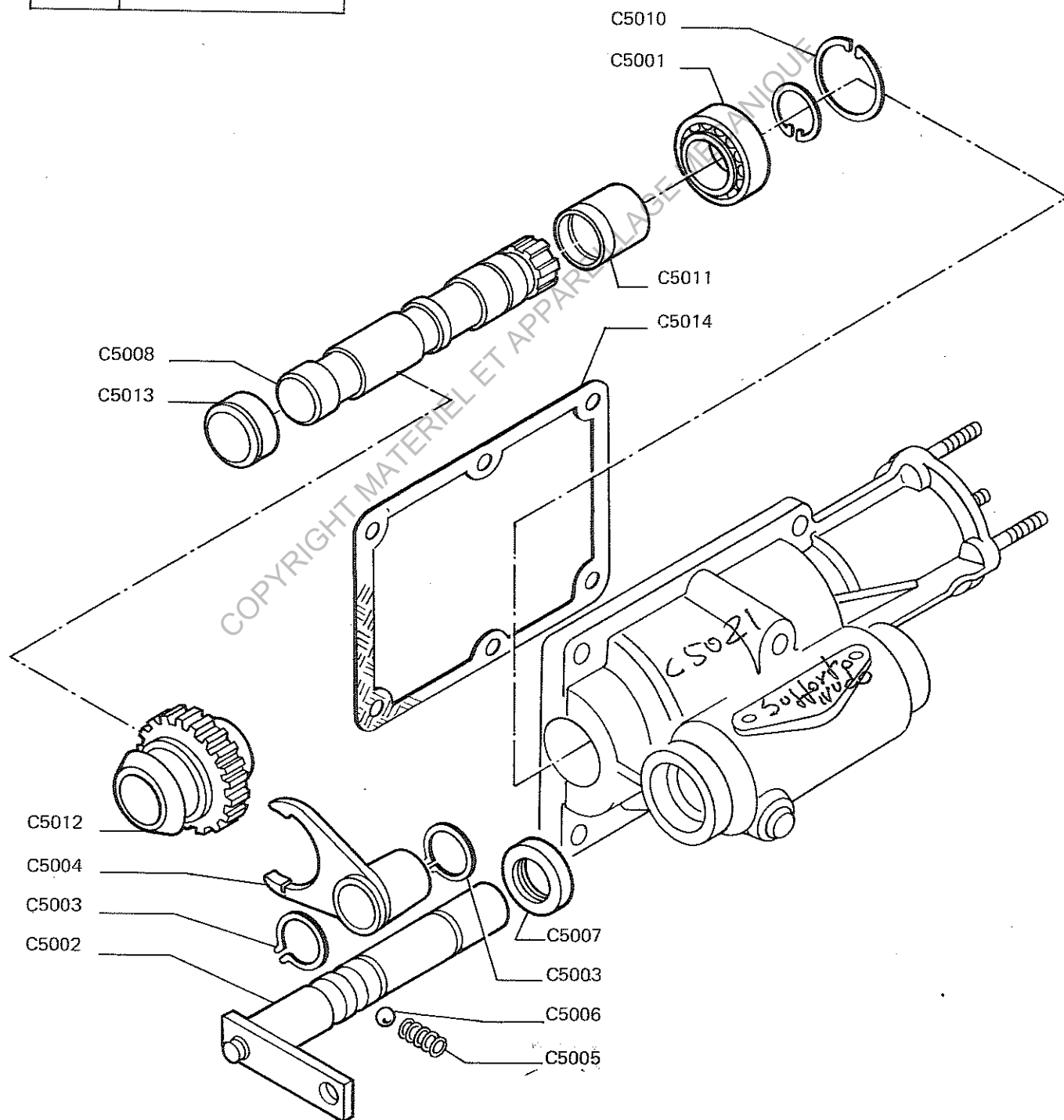





# TAV. 39 – PRESA DI FORZA COMPLETA

Note: *dis C5021 - Sottorbo*

C5000 Presa di forza completa







# TAV. 40 – POMPA PRESA DI FORZA COMPLETA

Note:

---

---

---

---

---

---

---

---

---

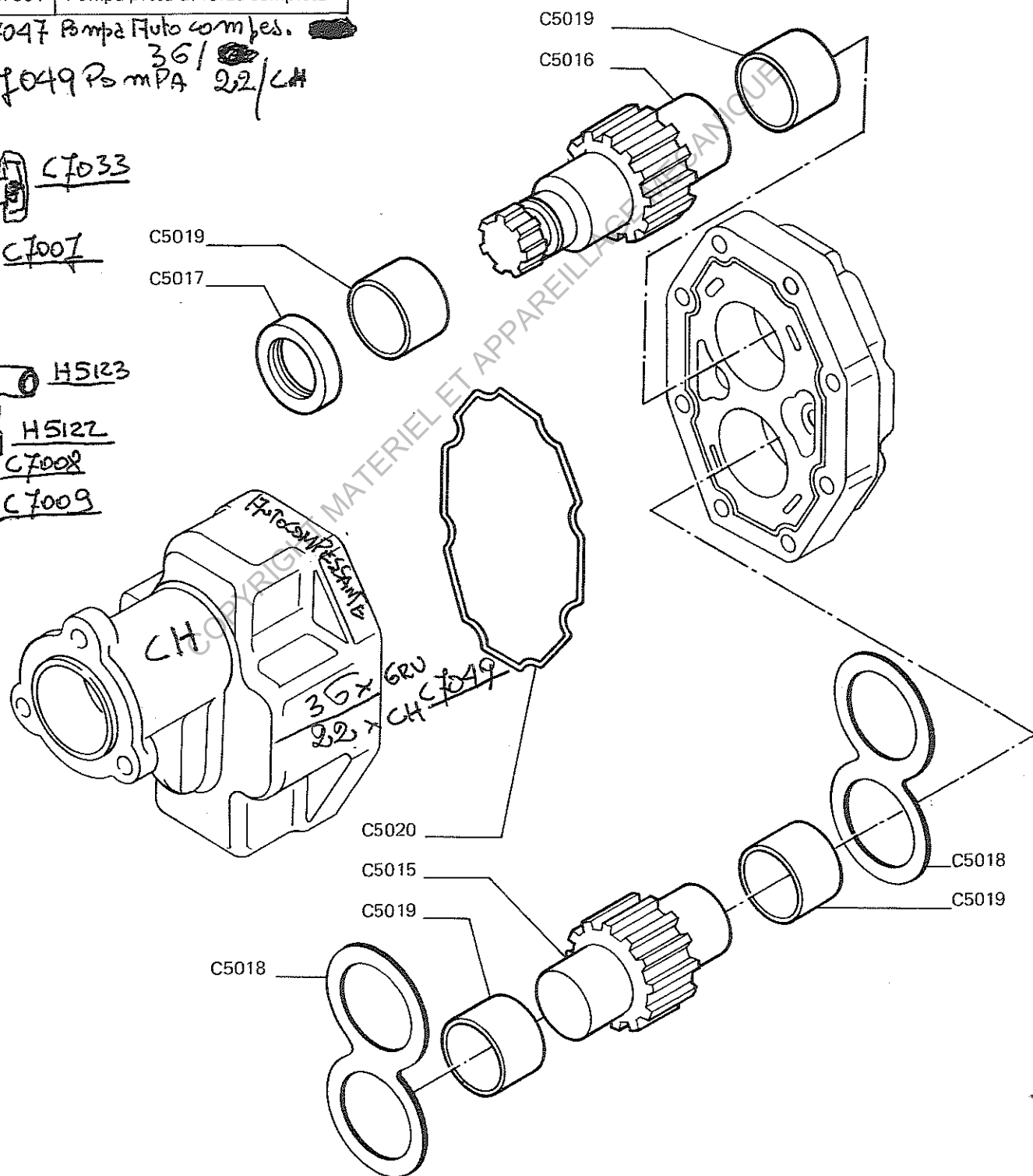
---


C7001	Pompa presa di forza completa
-------	-------------------------------

C7047 Pompa Auto compes. 36/

C7049 Pompa 22/CH

KACC. x P. AUTOCOMP.  
 C7033  
 C7007  
 H5123  
 H5122  
 C7008  
 C7009





# TAV. 41 – PISTONE PER RIBALTAMENTO COMPLETO

Note:

---

---

---

---

---

---

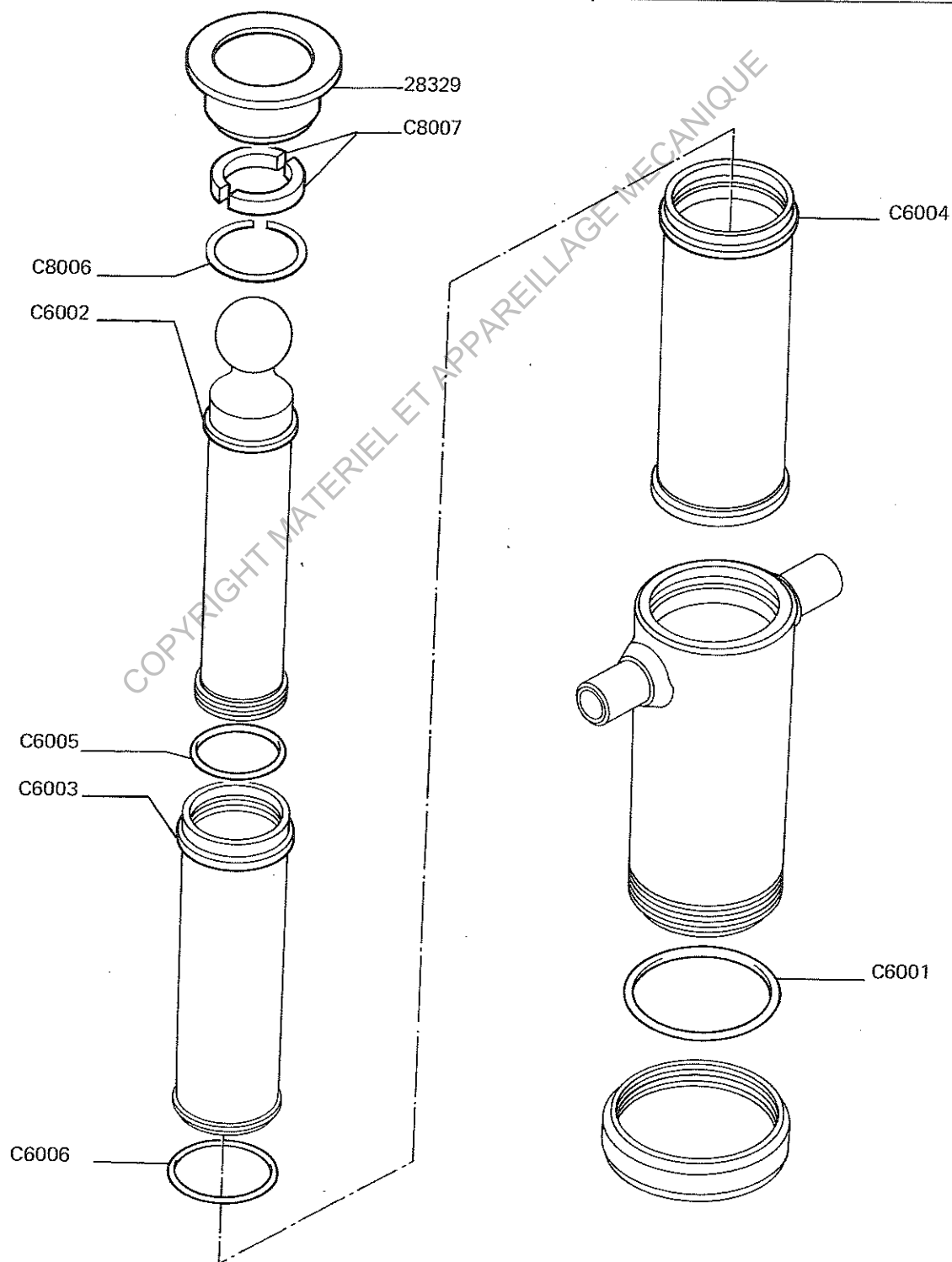
---


---

---

---

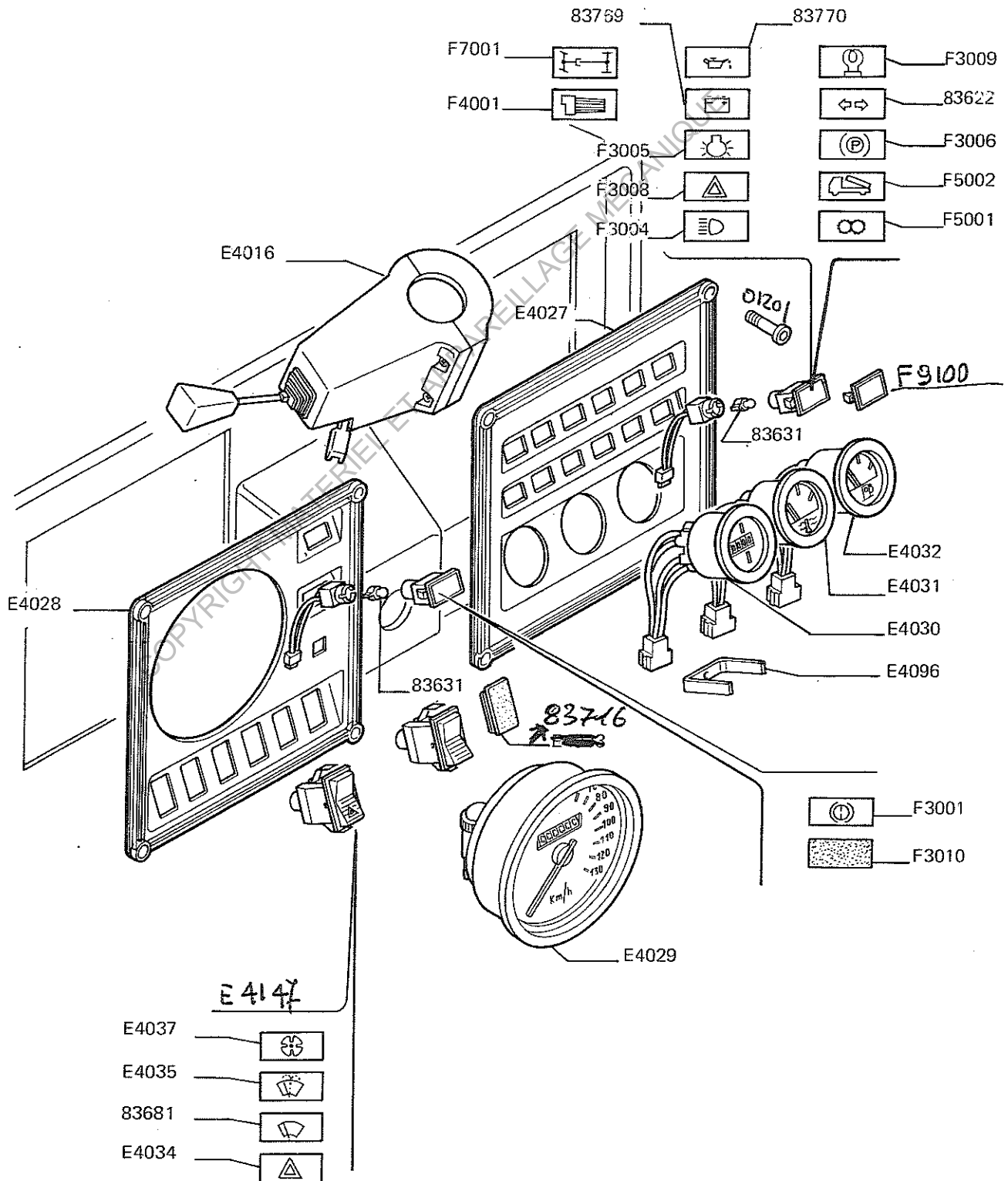
C6000	Pistone per ribaltabile completo
-------	----------------------------------






# TAV. 42 - STRUMENTAZIONE CABINA

Note: Dis E4147 - Interr. Retro nebbia  
11 F9100 - Spia Fendinebbia





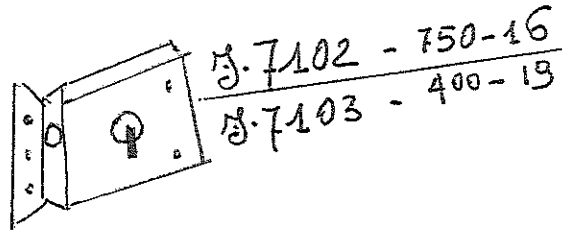
TAV. 43 - SEGNALAZIONE DI VELOCITA'

Note: Dis. 7100 L cm. 135

" 7101 L " 70

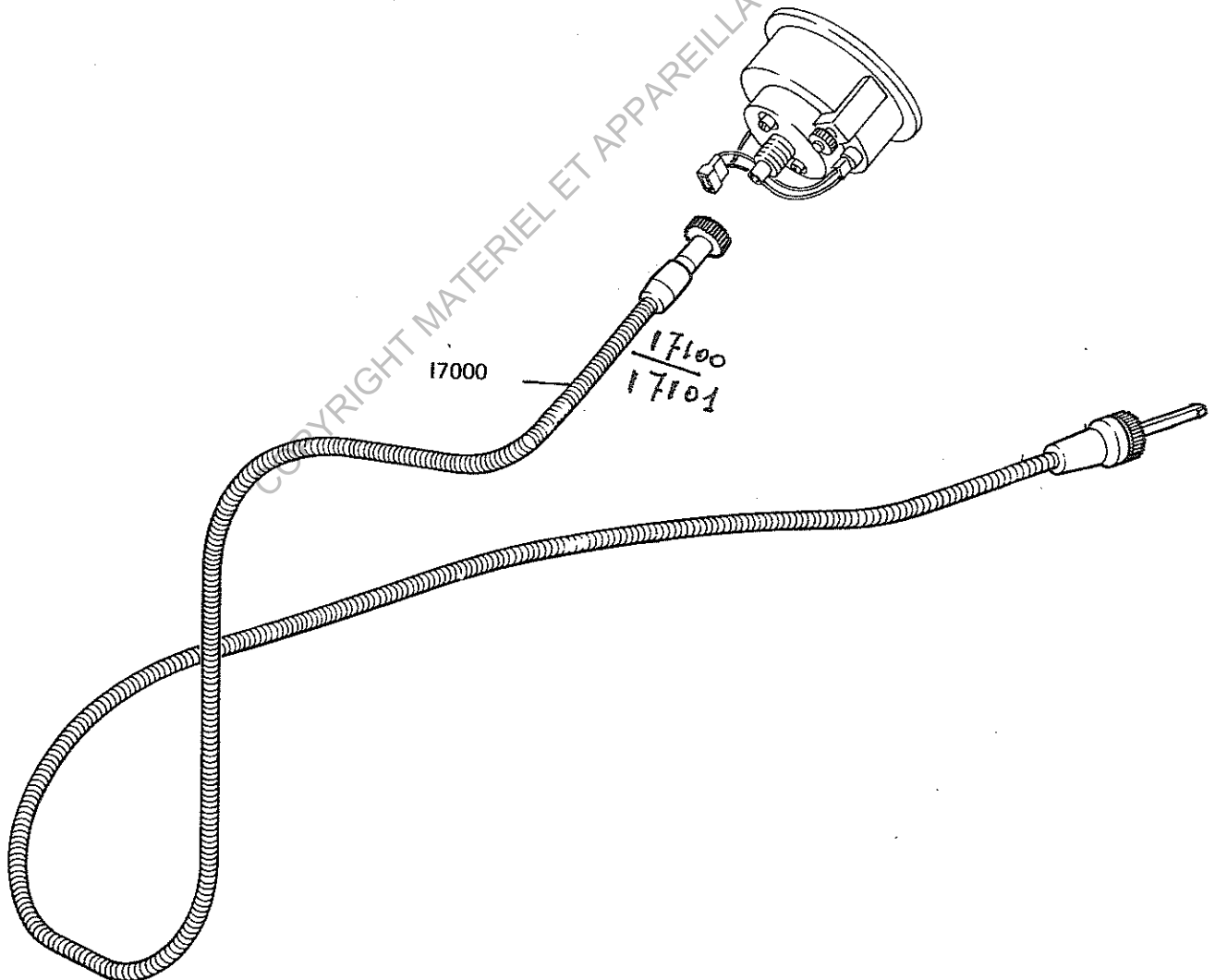
" 7102 Adattatore Borletti

" 7103 " "



1.054.7

2.942.4





11/1/100 - 11 123000

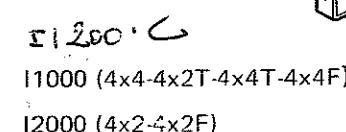
5013 - Massa Rame x telajo e motore.

11/2/004 - Fascena

00910 - 1 Serie ovicelle x Fat.



00510



I3100A

13000

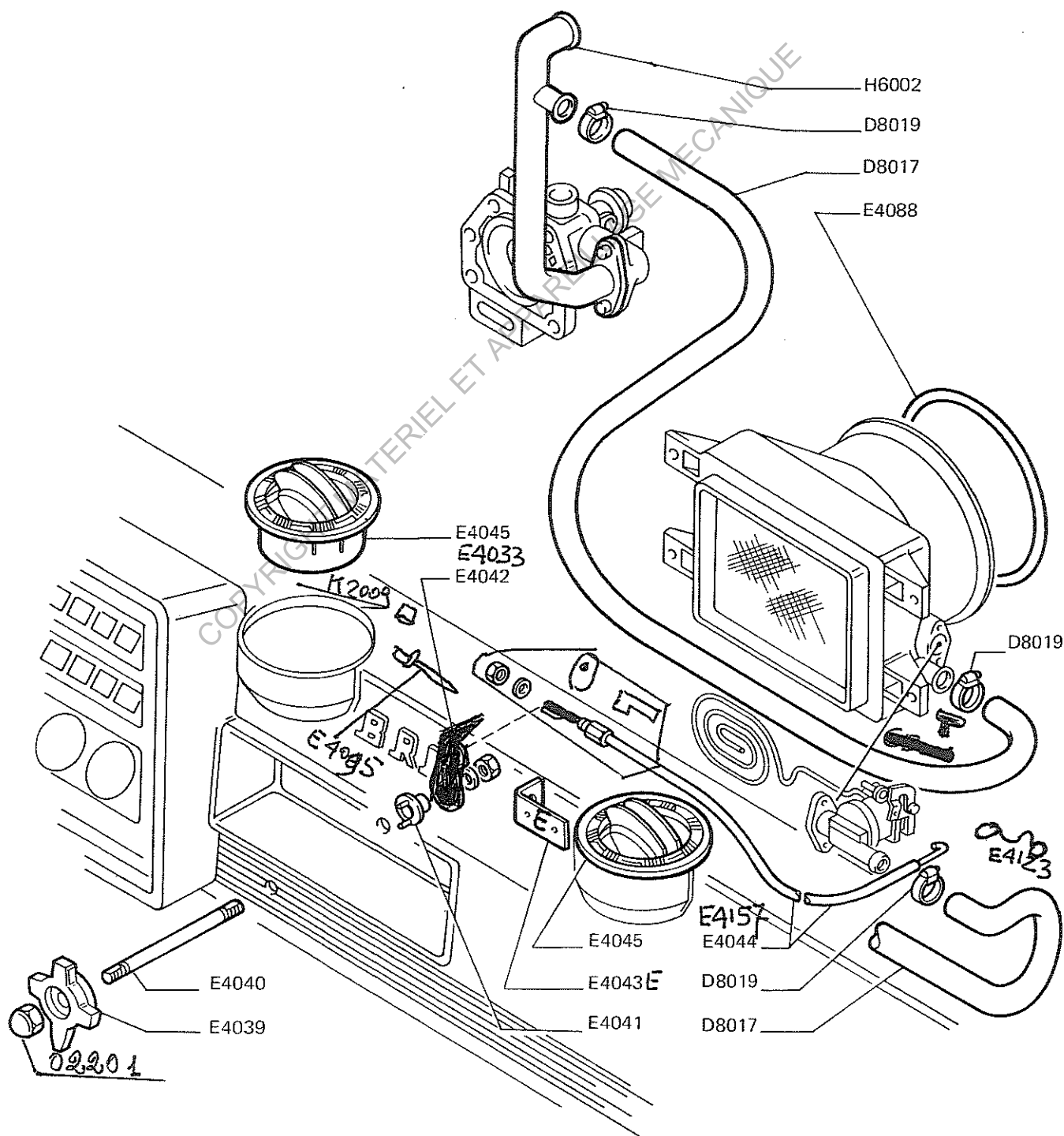
14000

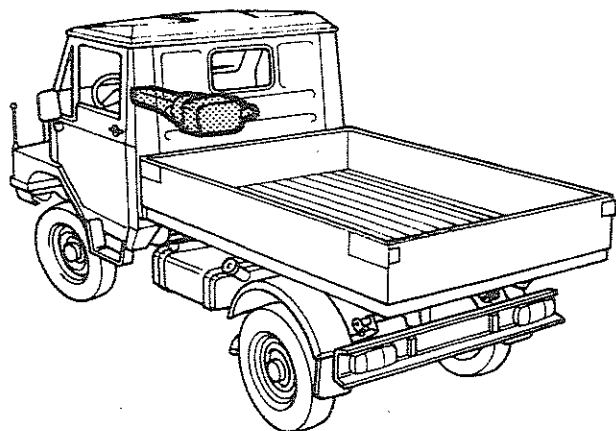
14200 r

4420

44101

4.1004



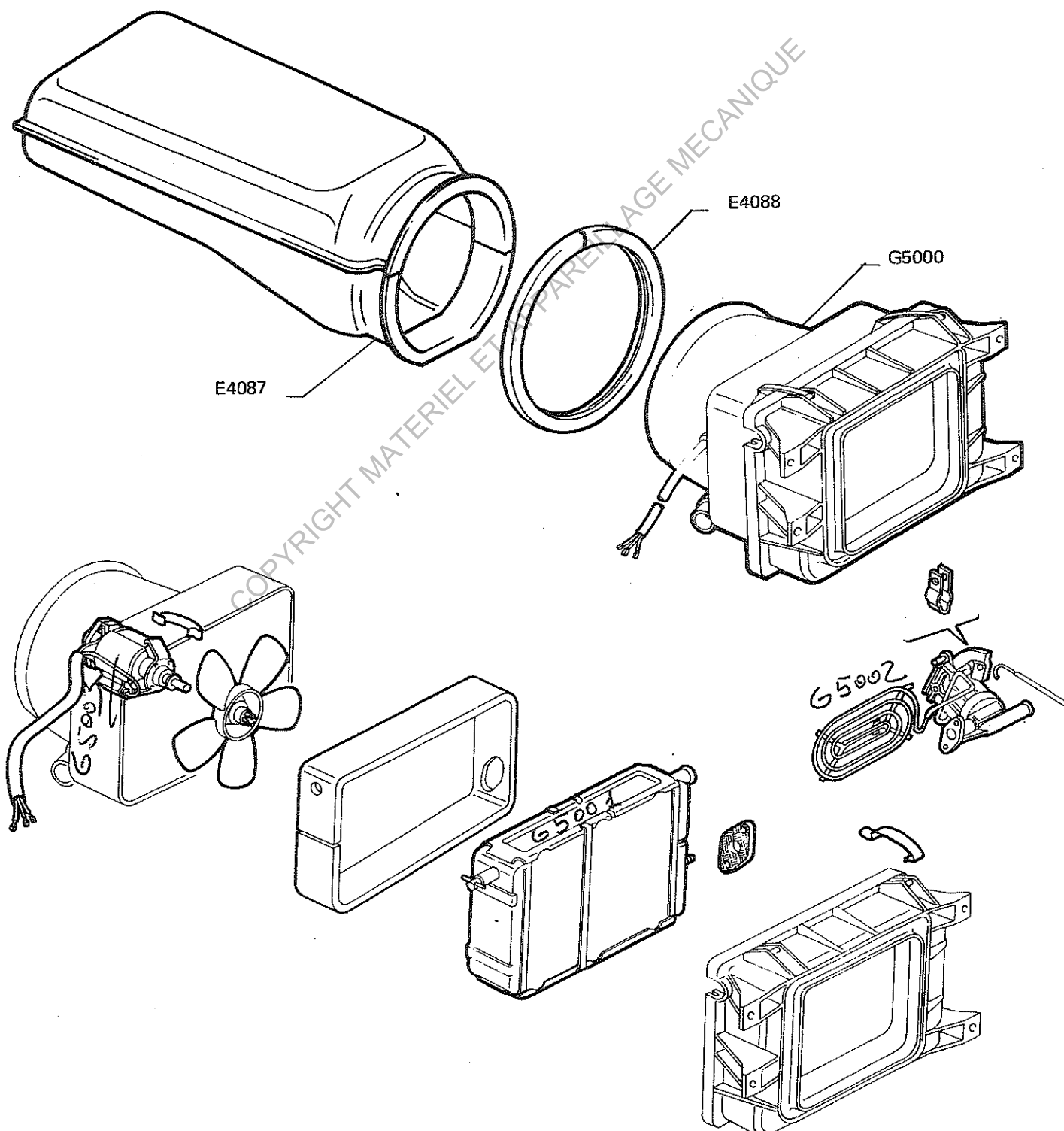



## TAV. 46 - RISCALDAMENTO

Note: Dis. G5002 - Rubinello & riscald.

11 G.5001 - Radioactive Rame.

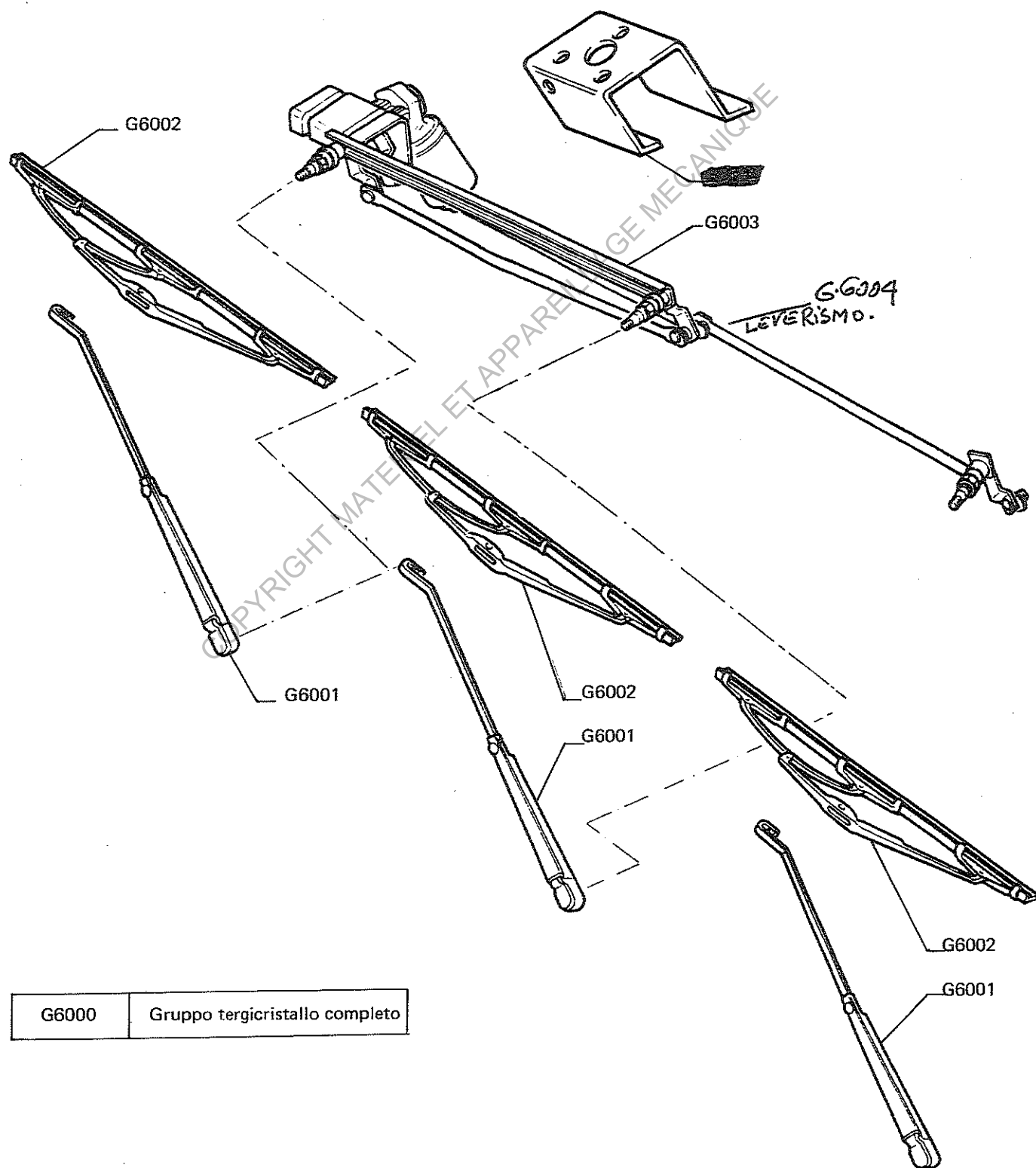
11 G. 5003 - Motorino & Riscopo






# TAV. 47 - TERGICRISTALLO

Note: G.6004 - LEVERISMO -







# TAV. 48 — LAVACRISTALLO

Note: \_\_\_\_\_

\_\_\_\_\_

\_\_\_\_\_

\_\_\_\_\_

\_\_\_\_\_

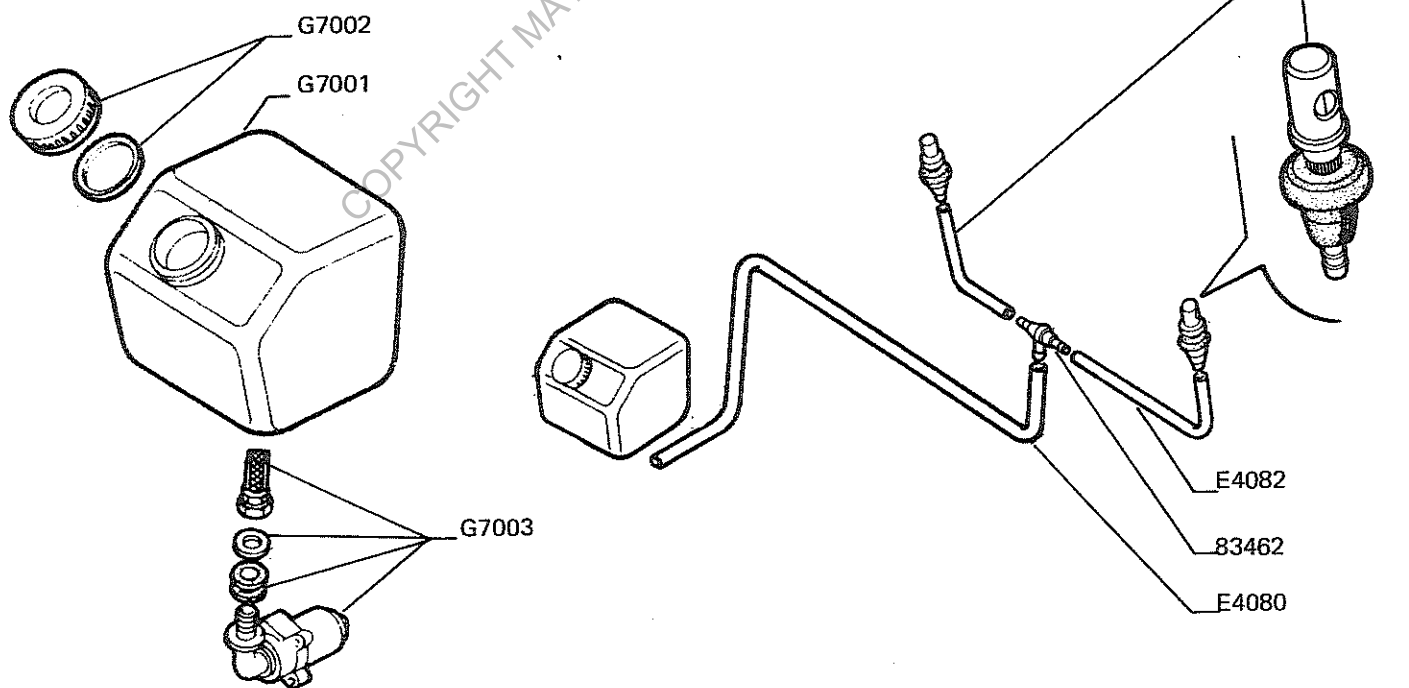
\_\_\_\_\_

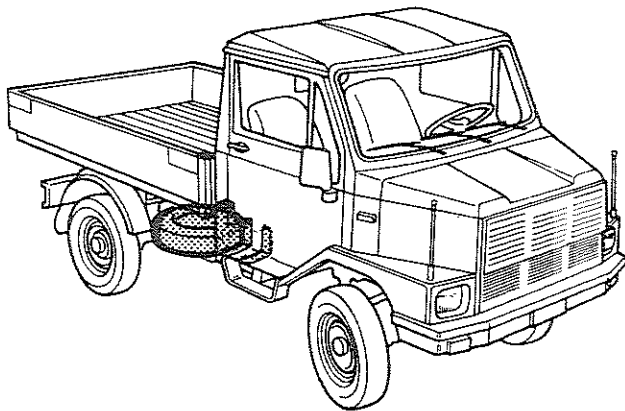
\_\_\_\_\_

\_\_\_\_\_

G7000

Vaschetta completa di pompa





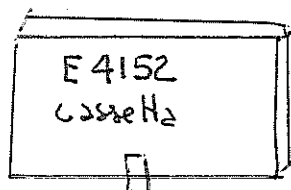
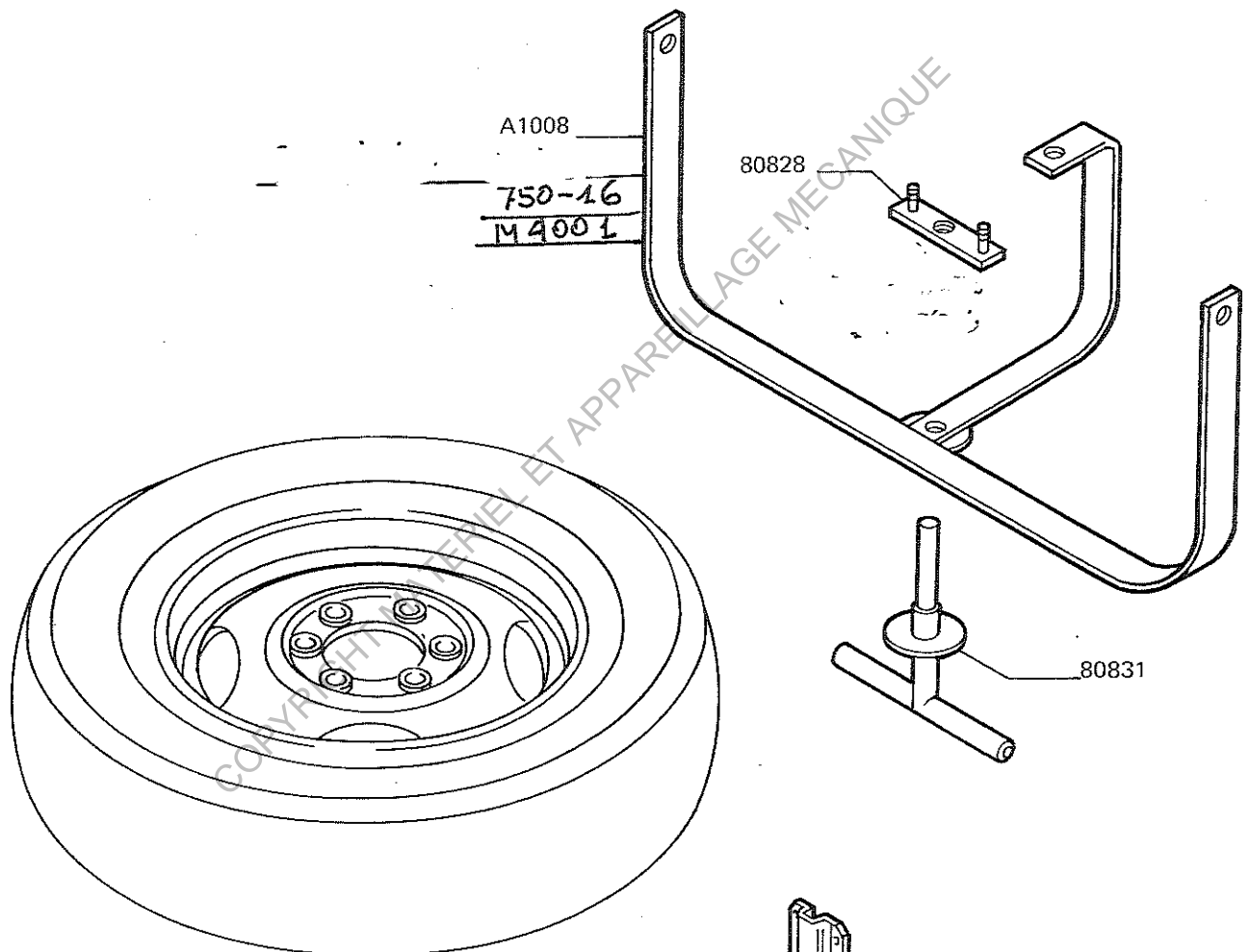
TAV. 49 — PORTA RUOTA E  
PORTA BATTERIA

Note: \_\_\_\_\_

11 F4042 Cestello Cojar batteria

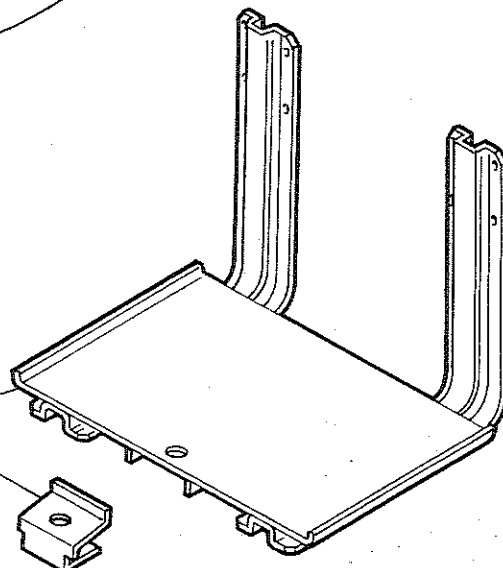
11 E4152 Cassella x batteria


11 M4001 PORTA RUOTA 750x16



A1013

A1014





# TAV. 50 - ATTREZZI ACCESSORI

Note: BORSA CON FERRI L3050

---

---

---

---

---

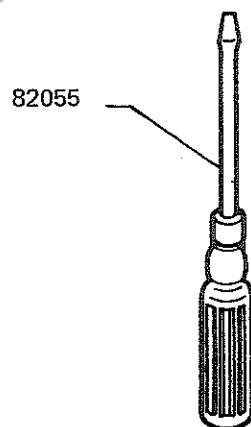
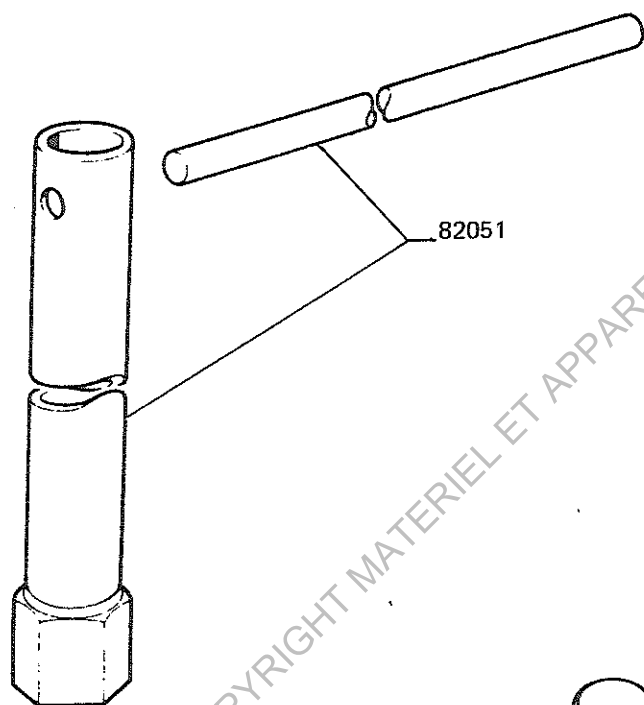
---

---

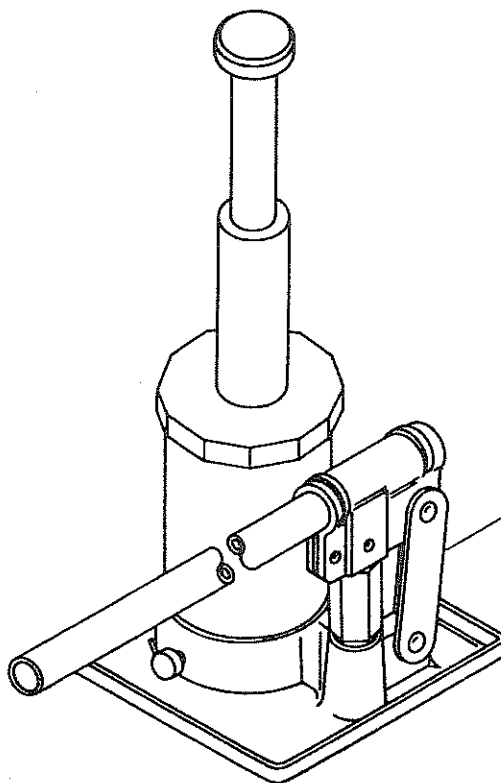
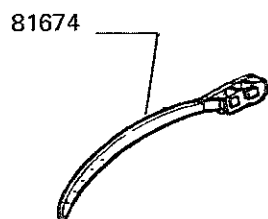
---

---

---




L3001 (10-13)  
L3002 (17-19)



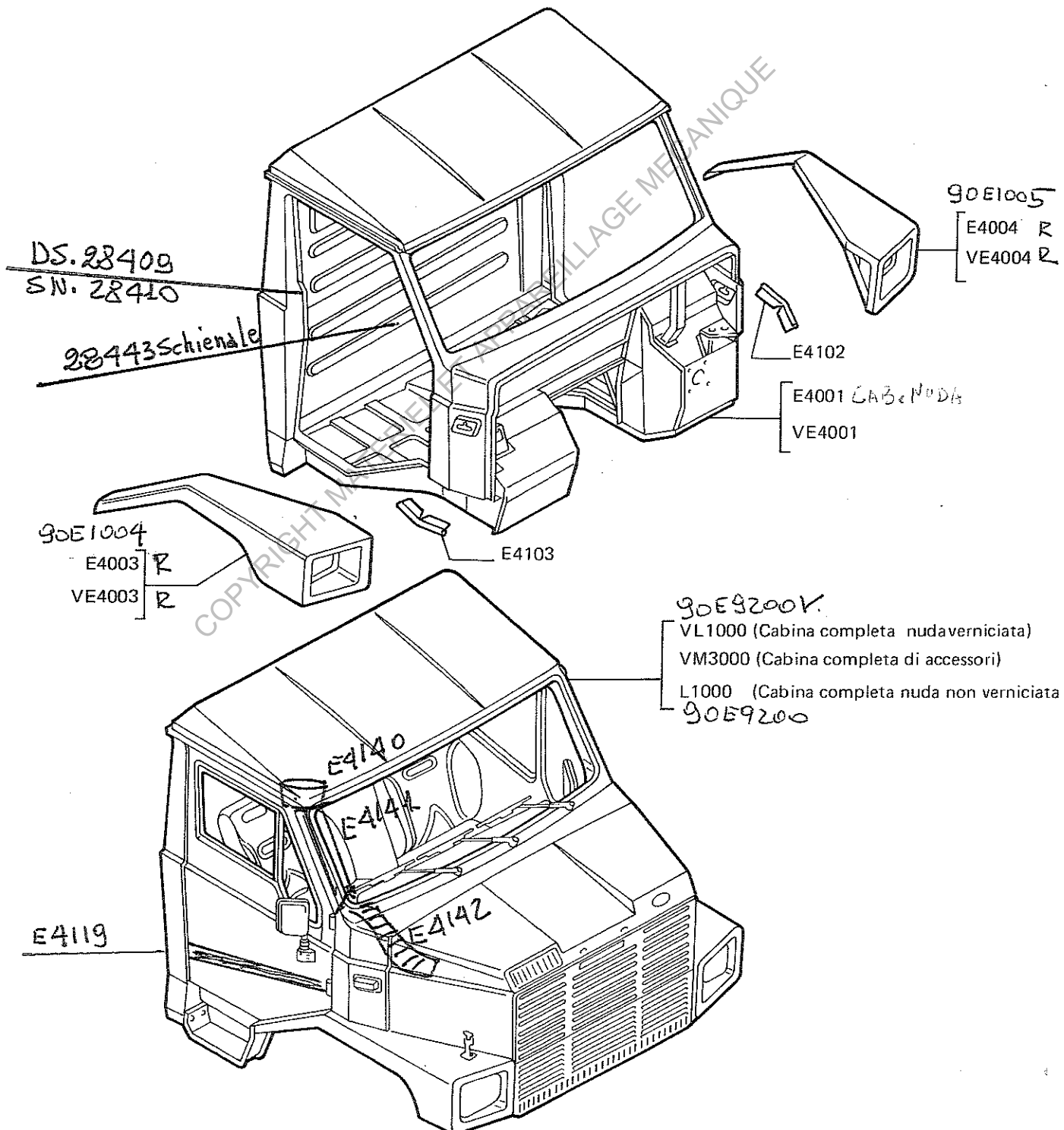
81386  
L2000

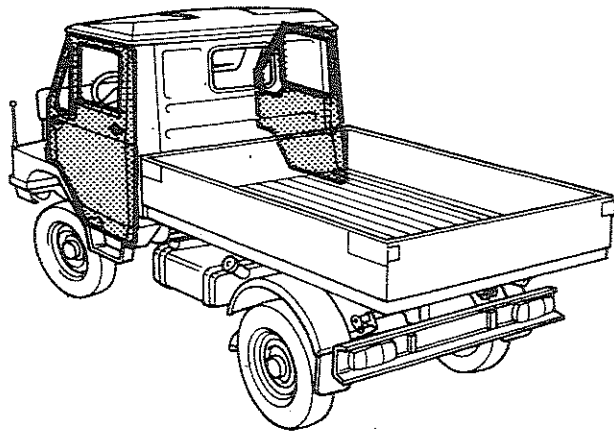
COPYRIGHT MATERIEL ET APPAREILLAGE MECANIQUE



# TAV. 51 - CABINE COMPLETE

Note: Dis. E4119 - Strile 2000  
 " E4140 - Prev. l'avo  
 " E4141 - Tubo rigido  
 " E4142 - Flangia  
 " 28443 - Schienale Cab.





## TAV. 52 - PORTIERA

Note: Dis. 83373 - Copripolice

" 07001 - Spina

" 83375 - Smorzatore

" GE4124 - Pistina

" E4122 - Gomma

" E4143 - Spessore

" E4144 - "

" K2009 - Bussola W 16

VM4000 Portiera d completa verniciata

VM5000 Portiera s completa verniciata

E4006 N Portiera d

VE4006 Portiera d

E4007 Portiera s

VE4007 Portiera s

K2009

6

GE4124

E4122

01214

01213

83942 s

83943 d

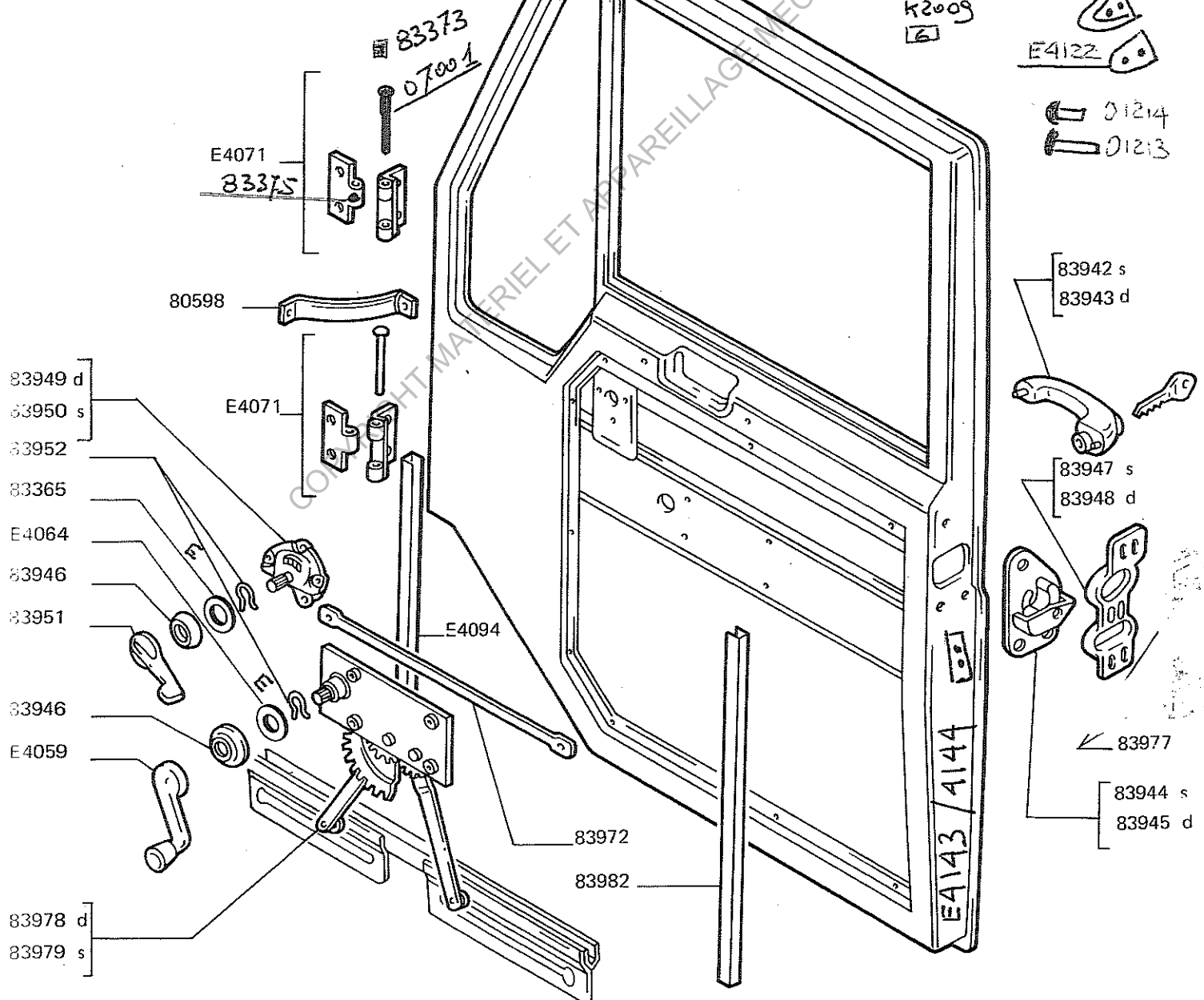
83947 s

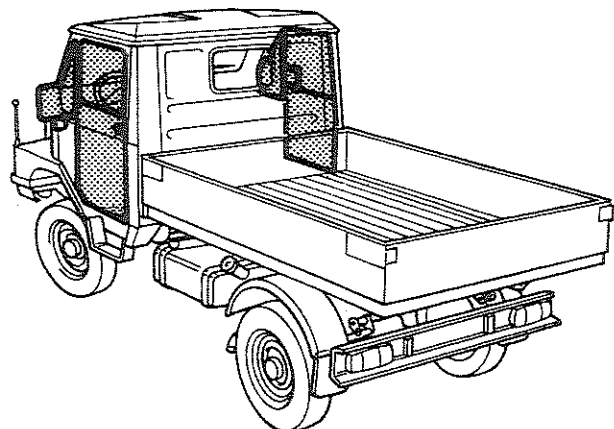
83948 d

83977

83944 s

83945 d

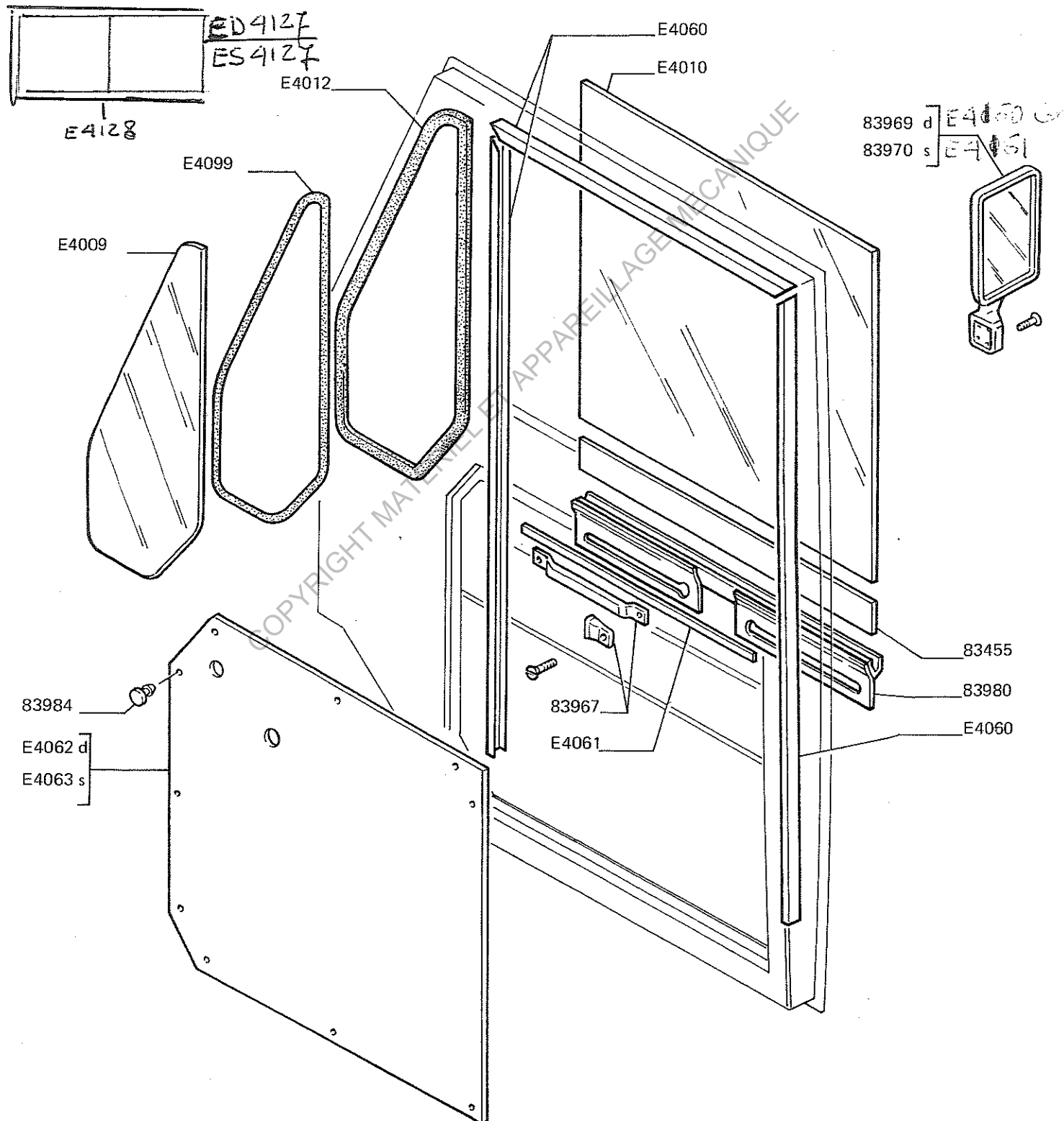





# TAV. 53 - VETRI - GUARNIZIONI - PORTIERA

Note: Dis. E4060 - Specchio orinale

11	E4061	11		11
11	E40127	11	Vetvo x Doppia Cab.	
11	ES40127	11	x	11
11	E40128	11	Guarn	





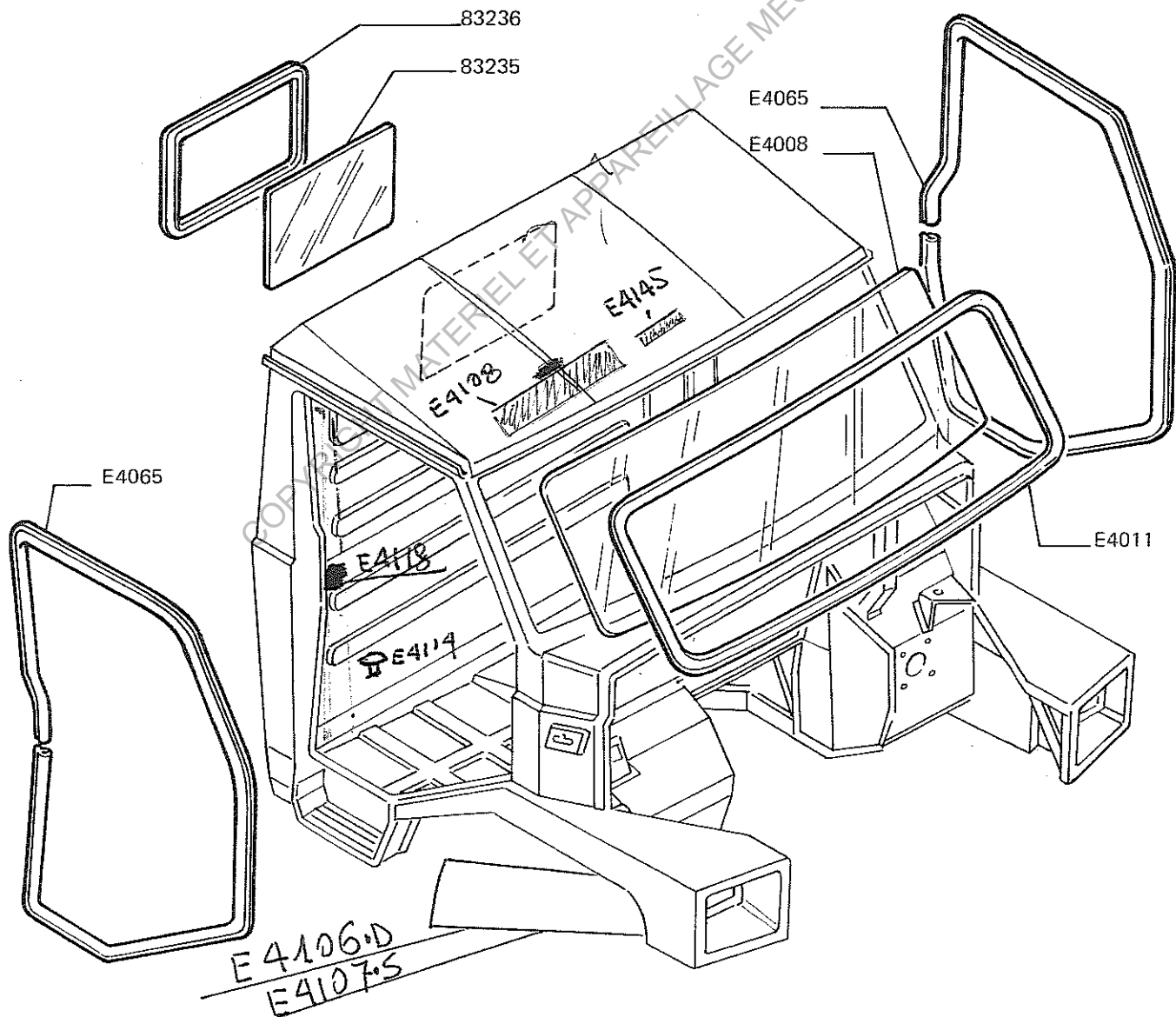
# TAV. 54 - VETRI E GUARNIZIONI


Note: Dis E4106 - Braspuzzo D

" E4107 -	" S
" E4108 -	Patrimasole
" E4145 -	Spessore
" E4162 -	Specchio laterale
" E4118 -	Cintura di sicurezza
" E4114 -	Polycimf "
" K2069 -	Spessore

K2069

E4162





TAV. 55 - PARTI VARI SU CABINA-  
COFANO MOTORE

Note:

Dis. 28406 D Zoccolo

" 28407 S -

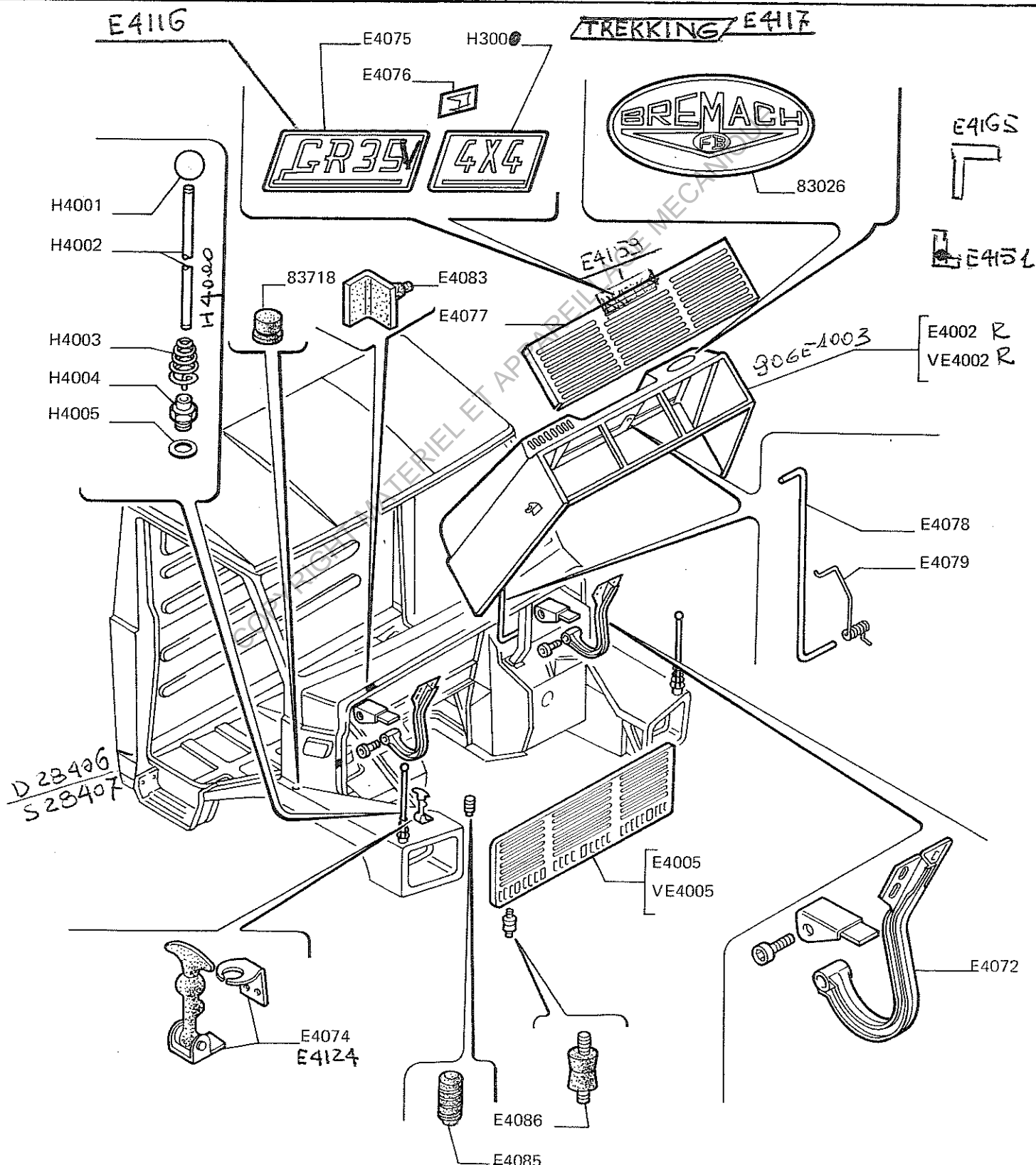
" H4000 - Scamini m. 100

" E4124 - Nubio F. 100

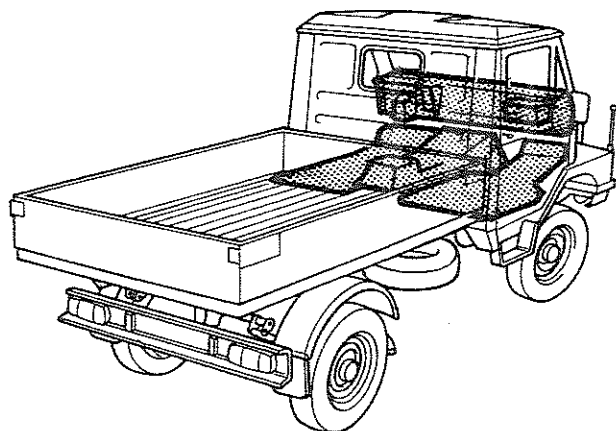
" E4165 - Lera I. 100

" E4151 - Piastrina

" E4159 - Tachetta Bremach U.T.







# TAV. 56 - RIVESTIMENTI INTERNI E INSONORIZZANTI

Note:

Dis G2000 - Piattello

11 E4109 - Predisposizione

11 H2122 - Tappeto Sottopavimento

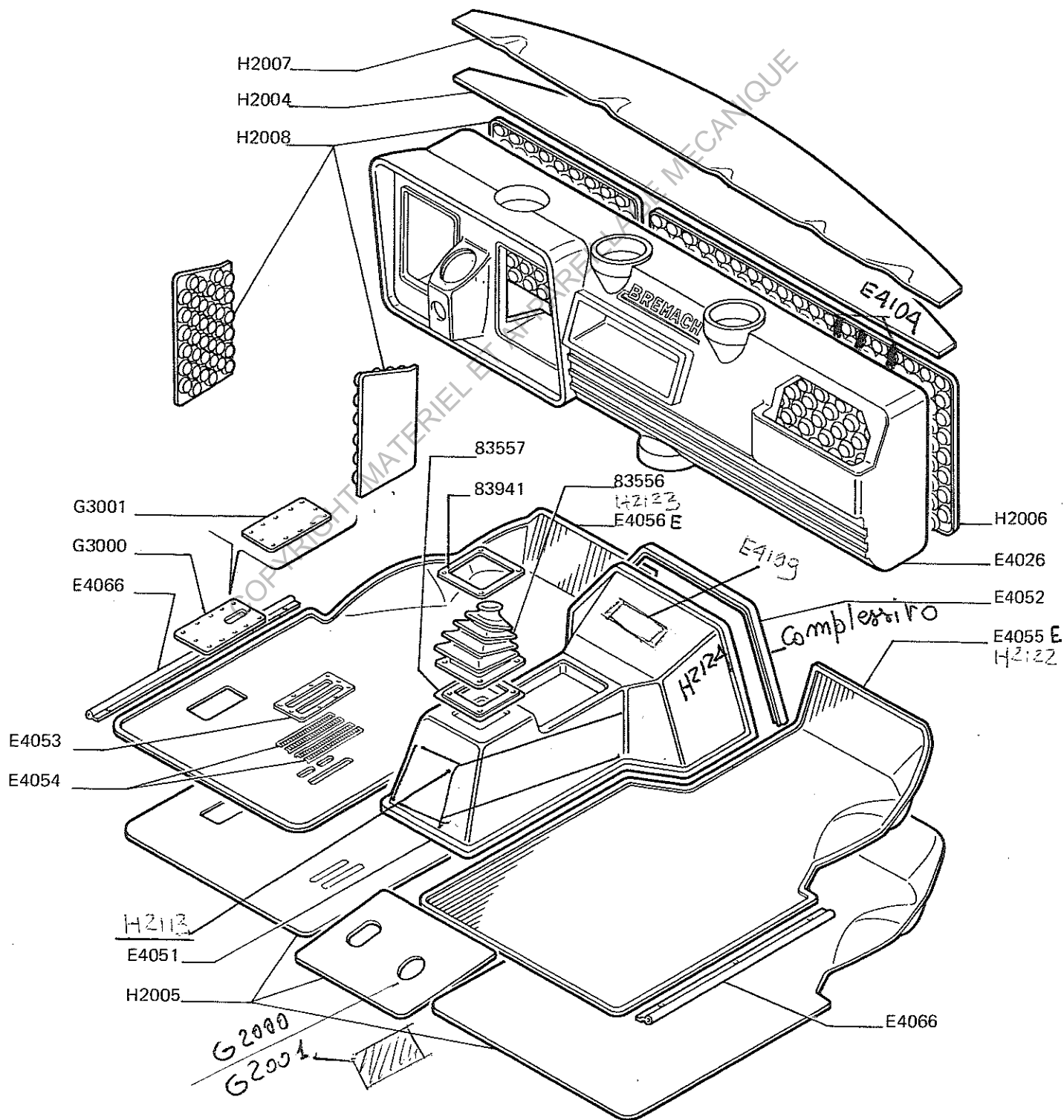
11 H2123 - " " " "


11 H2113 - Scherizzatura

11 G2001 - Pasticina

11 E4109 - Predisposizione

11 H2124 - Complesso Centrale



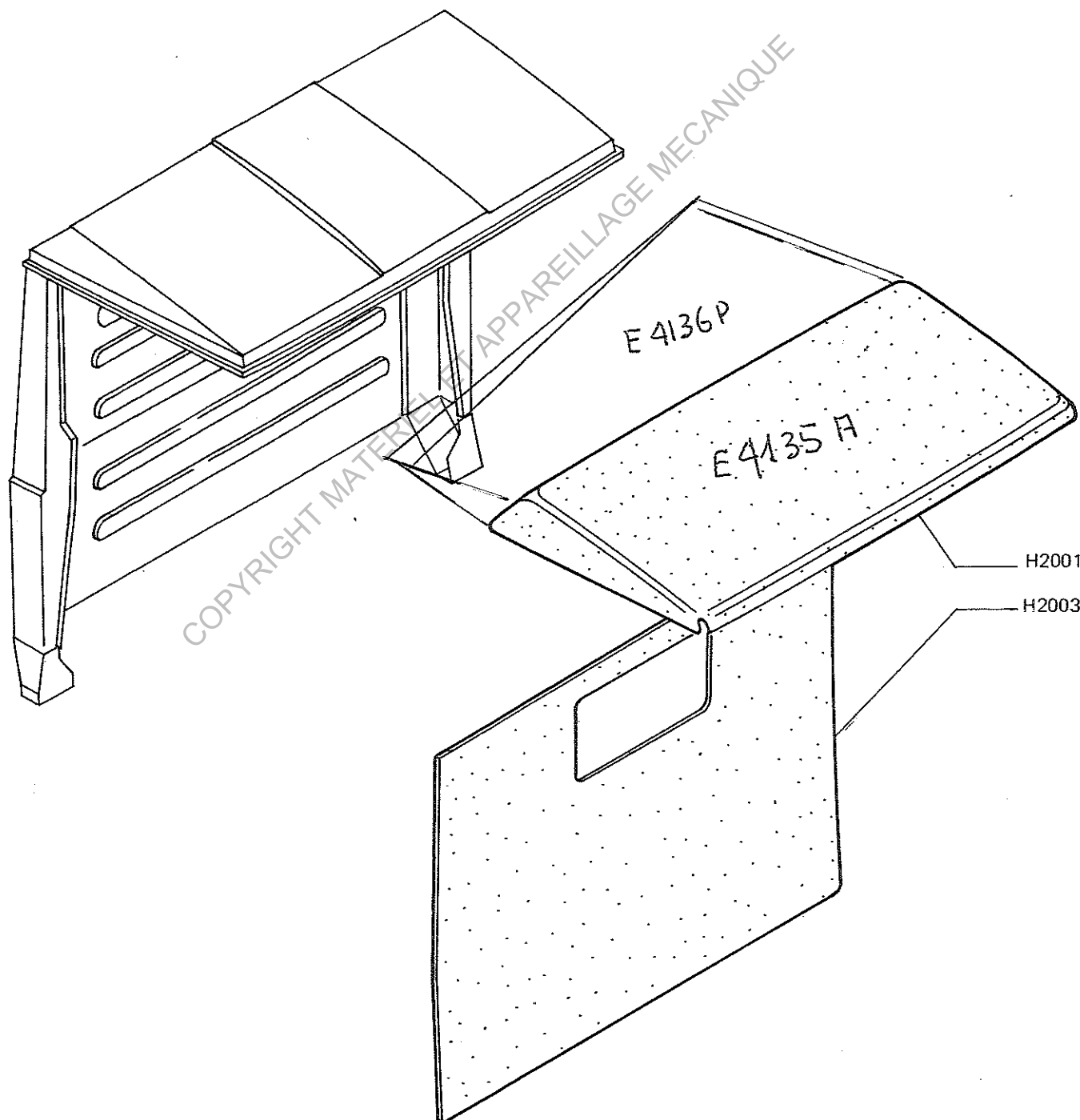


# TAV. 57 – CABINA RIVESTIMENTI INTERNI


Note: Dis. E 4135 A TeHo x Doffis Cab.

U E 4136 P

U X U U



COPYRIGHT MATERIEL D'APPAREILLAGE MECANIQUE



# TAV. 58 - SEDILI

Note: Dis E4132- Schienale

" E4133- Pancia

" E4131- Sottopancia

" E4130- Cerniera

" E4137- Fermo Sedile.

" G9001- Hammeritzx Sedile

" K2078- Cerniera Montes

Montes  
K2078



G9000 Sedile autista completo

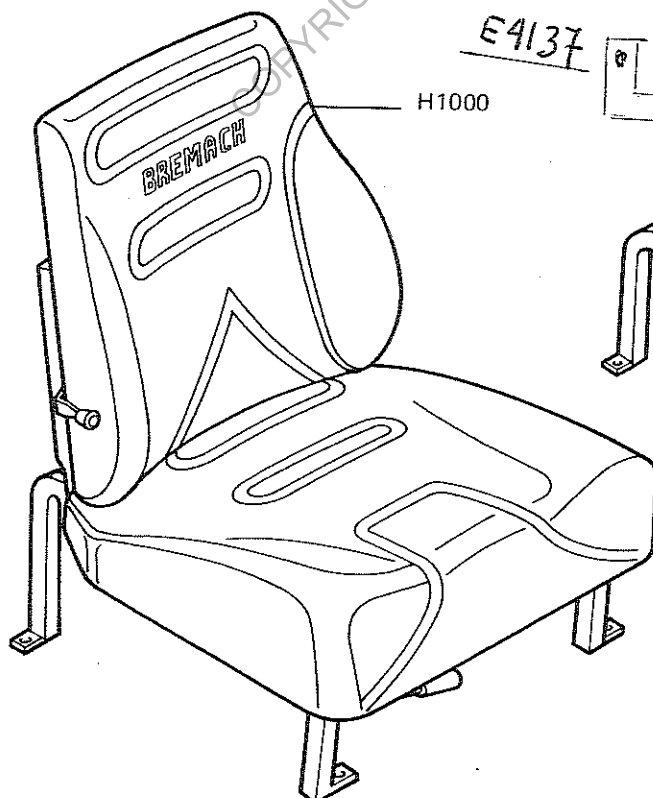
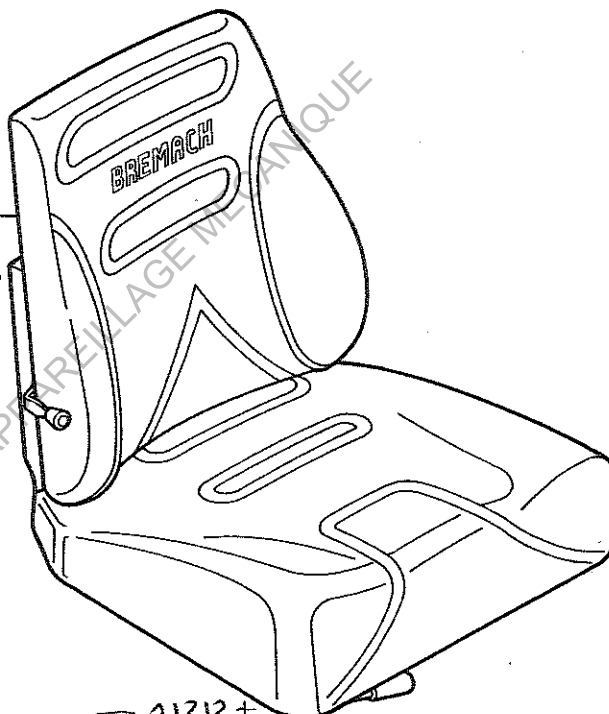
Schienale  
E4132

Pancia E4133

Sottop. E4131




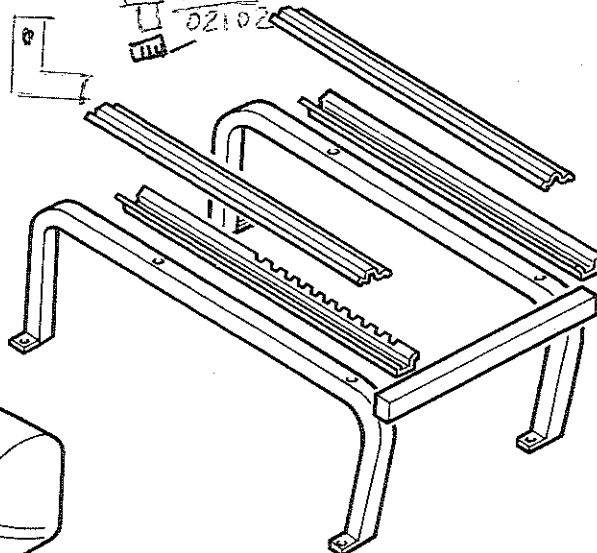
E4130  
della Cab



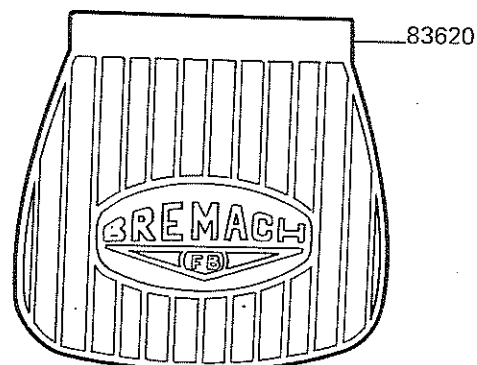
H1000

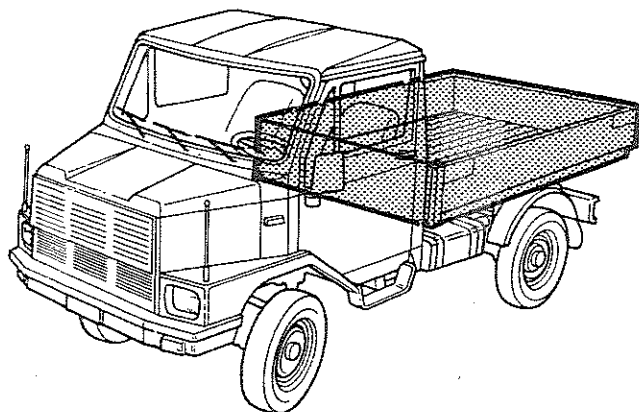
E4137

01212+  
02102



G9001

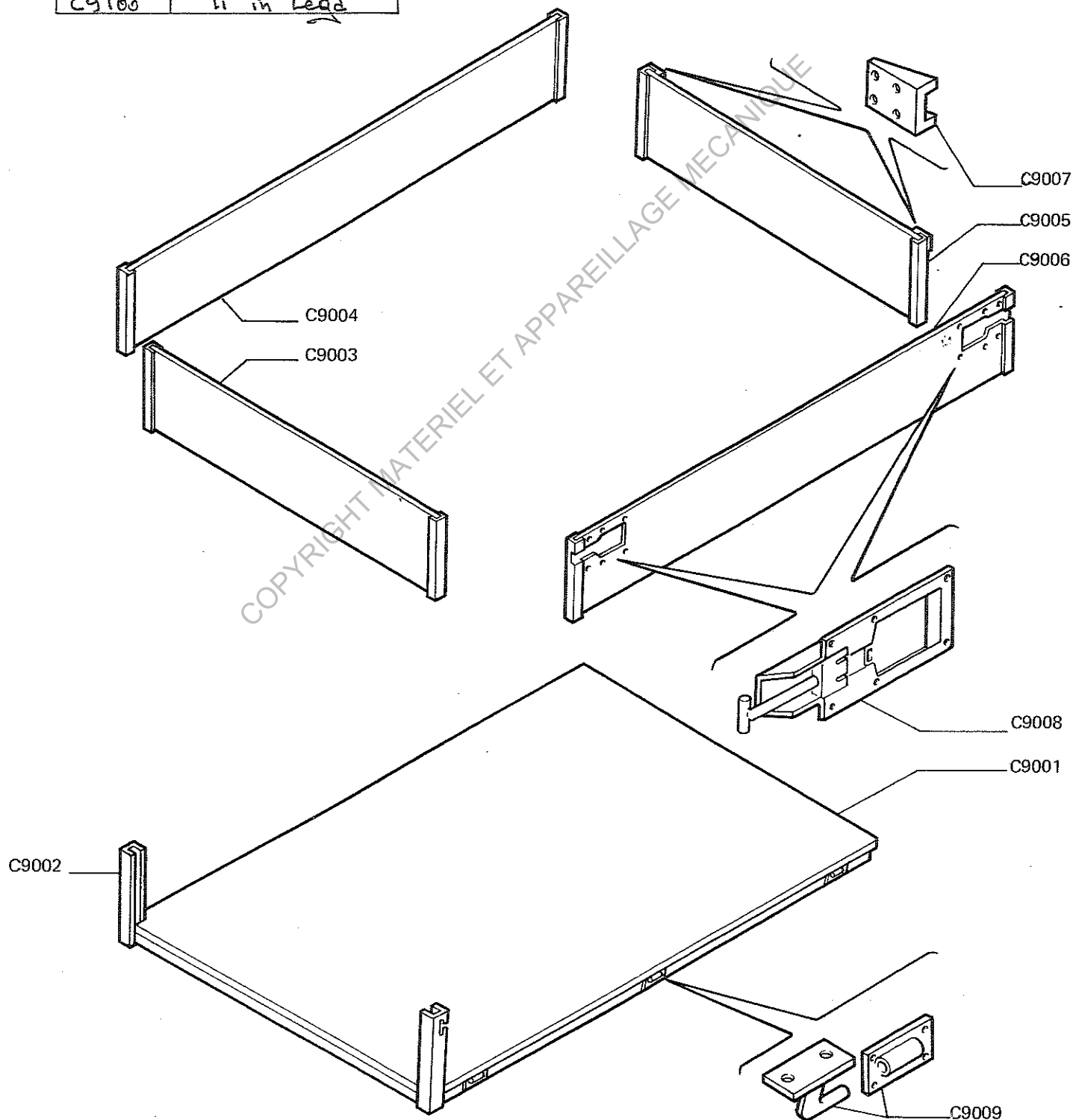


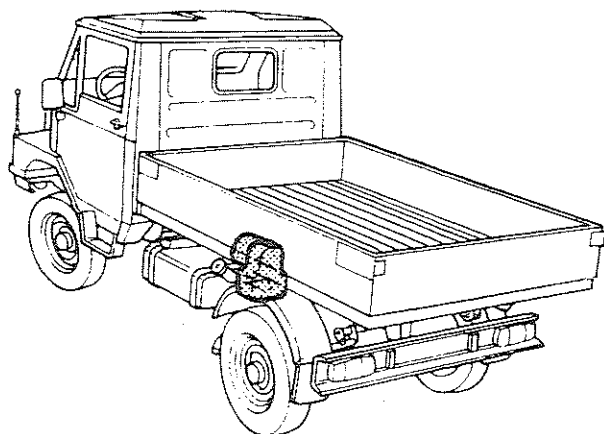


# TAV. 60 – CASSONE FISSO

Note: Dis C9100 - Cassone in Lega

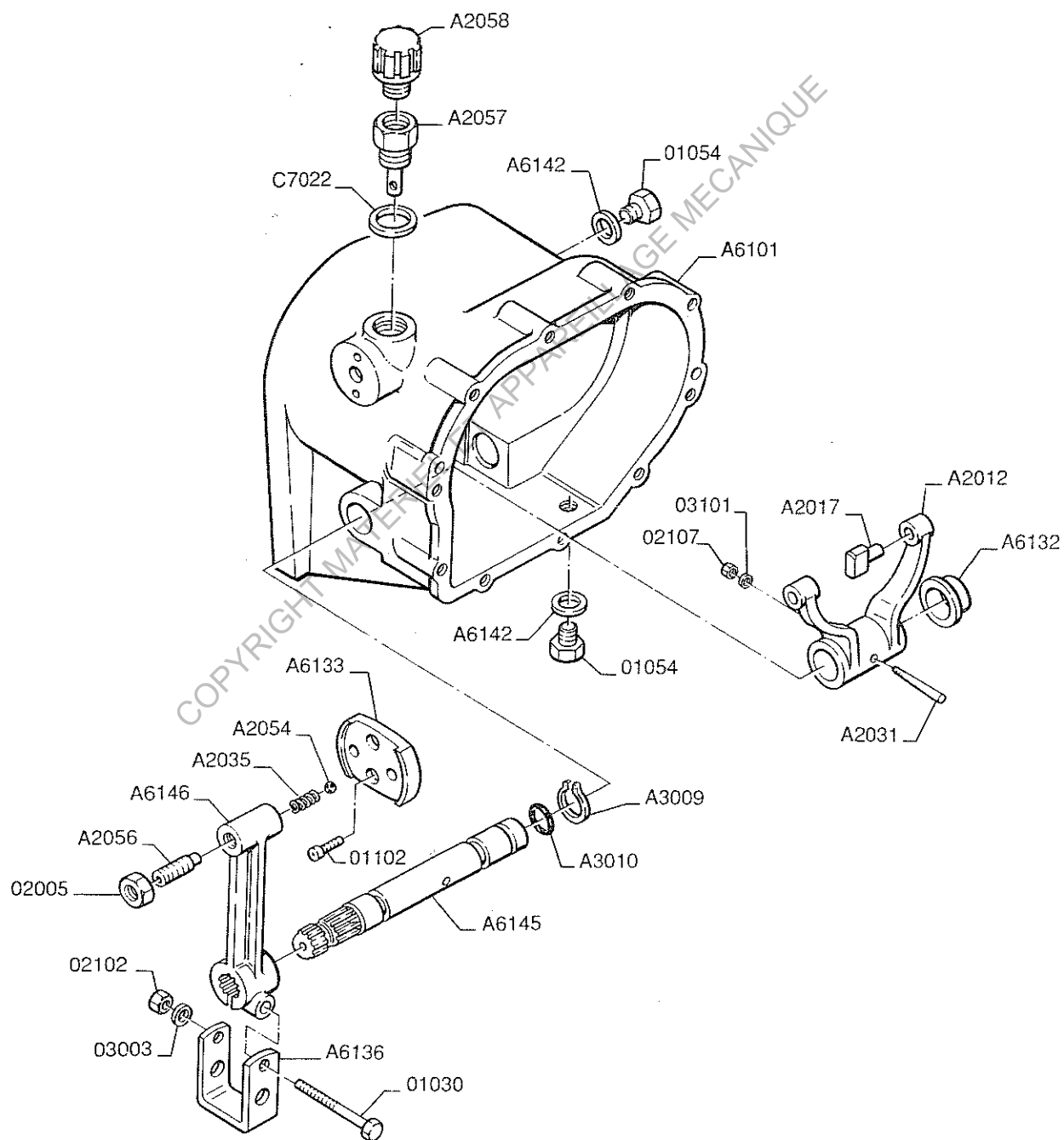
C9000 C9100	Cassone completo in Lega
----------------	-----------------------------

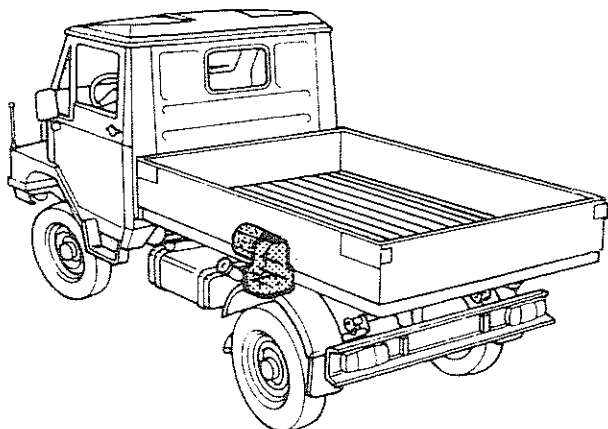




## TAV. 95 - INGRANAGGI

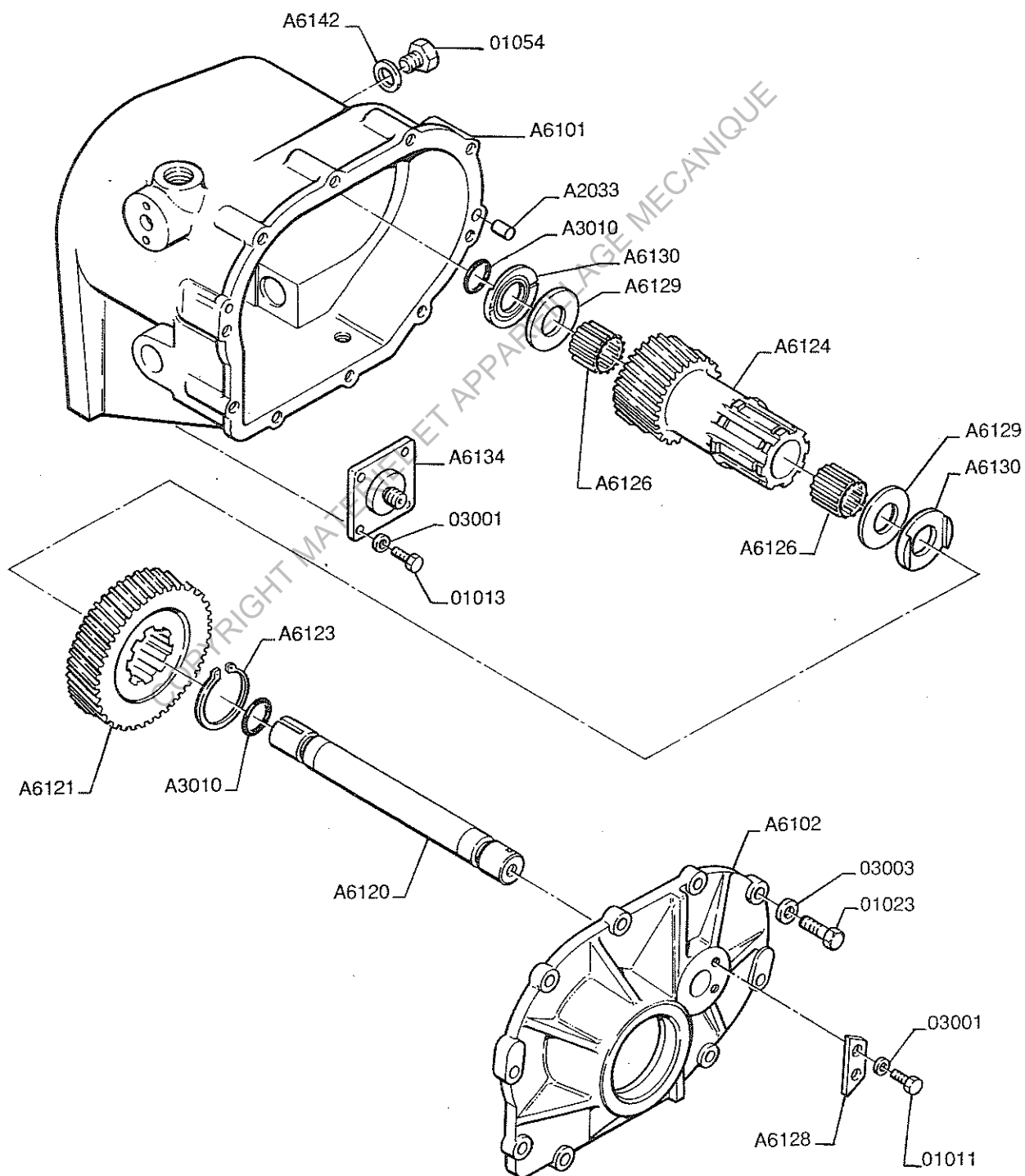
Note: versione con riduttore R=1:3






# TAV. 96 - INGRANAGGI

Note: versione con riduttore R=1:3





# TAV. 111- PRESA DI FORZA

Note: versione con pompa sul motore

---

---

---

---

---

---

---

---

---

---

